

INTERNATIONAL LIBERTY HORSE ASSOCIATION

Class: Training Level Liberty

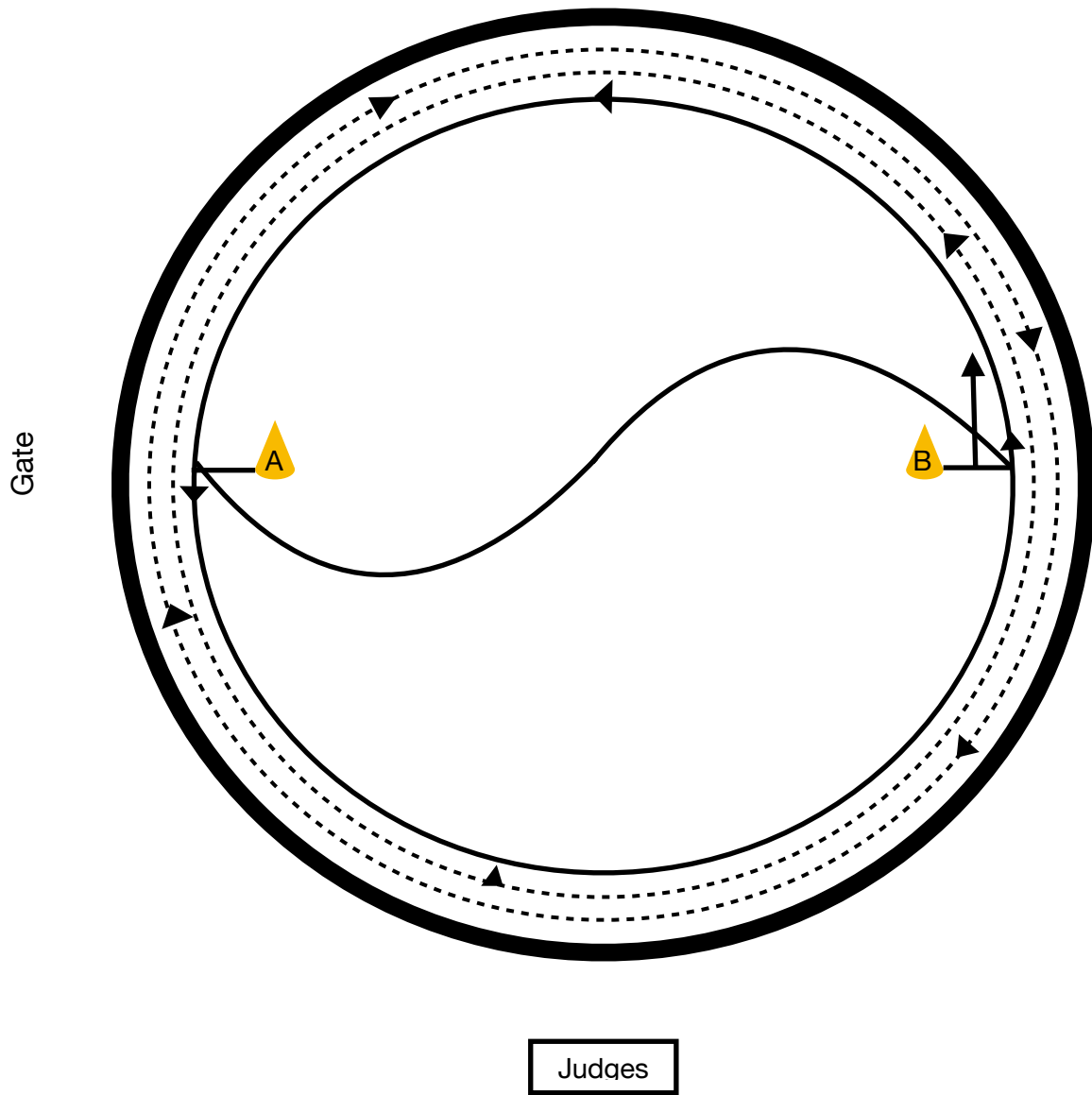
Level: Novice

Pattern: 1

1. Start at cone A.
2. Walk horse 1 full circle around pen to the left, return to cone A.
3. As horse returns to cone A, trot horse 1 full circle around pen, return to cone A. [L] [SEP]
4. At cone A, change direction through center of pen to cone B, at a walk. [L] [SEP]
5. At cone B, walk horse 1 full circle around pen to the right, return to cone B.
6. At cone B, trot horse 1 full circle around pen to cone B.
7. At cone B, stop. [L] [SEP]
8. Back 4 steps.
Exit.







INTERNATIONAL LIBERTY HORSE ASSOCIATION

CLASS: Training Level: Liberty
LEVEL: Novice
PATTERN: 1



INTERNATIONAL LIBERTY HORSE ASSOCIATION

LEGEND FOR PATTERNS

	Walk
	Trot
	Canter
	Liberty Horse traveling away from ridden horse
LD	Lay Down
R	Rear
SLC	Simple Lead Change
FLC	Flying Lead Change
LC	Lead Change of any kind
	Stop
	Direction of Movement