

# INTERNATIONAL LIBERTY HORSE ASSOCIATION

**CLASS:** Training Level: At the Shoulder

**LEVEL:** Distinguished

**PATTERN:** 1

1. Walk to center with horse traveling at right shoulder.
2. Stop at center.
3. Trot 2 circles to the left with horse traveling at right shoulder. <sup>[L]</sup><sub>[SEP]</sub>
4. Change direction at center. <sup>[L]</sup><sub>[SEP]</sub>
5. Trot 2 circles to the right with horse traveling at right shoulder.
6. Stop at center.
7. Back 4 steps. <sup>[L]</sup><sub>[SEP]</sub>
8. Trot 1 circle to the left with horse traveling at right shoulder.
9. At center, switch horse to the left shoulder.
10. Trot 1 circle to the right with horse traveling at left shoulder.
11. Stop at center.

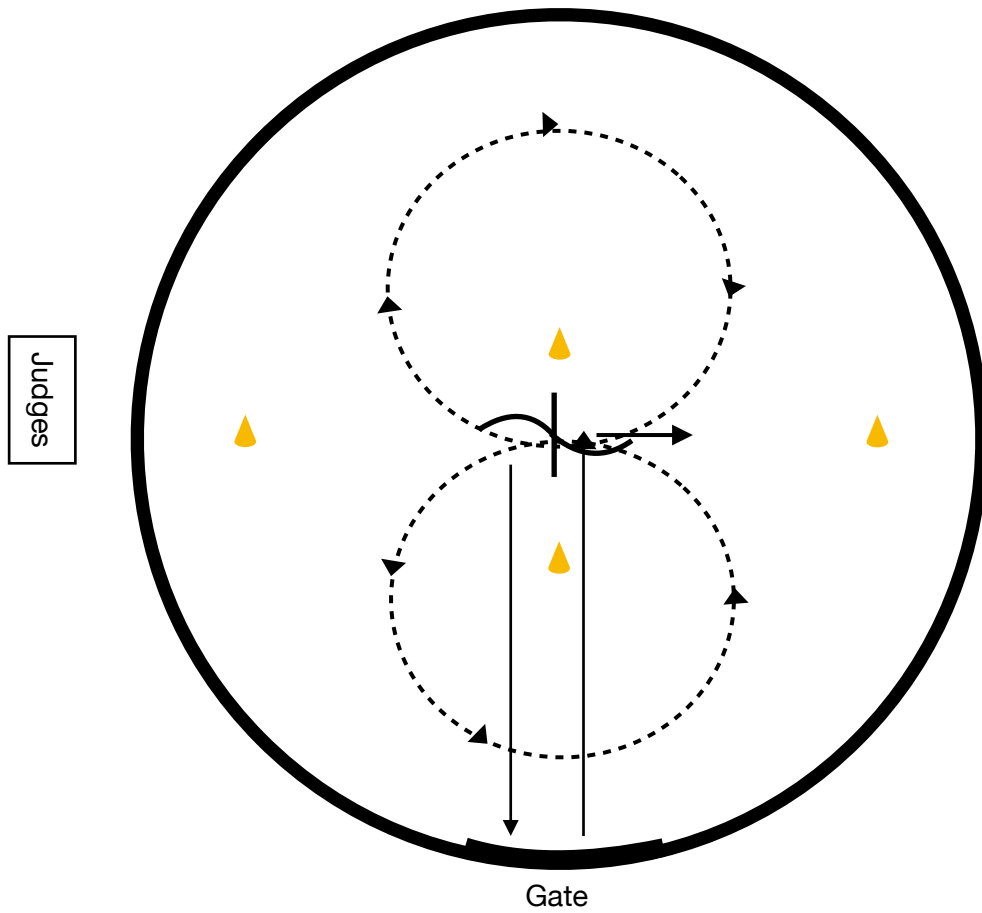
Exit arena

# INTERNATIONAL LIBERTY HORSE ASSOCIATION

CLASS: Training Level: At the Shoulder







LEVEL: Distinguished

PATTERN: 1



# INTERNATIONAL LIBERTY HORSE ASSOCIATION

## LEGEND FOR PATTERNS

|   |  |
|---|--|
|    | Walk   |
|    | Trot   |
|    | Canter   |
|    | Liberty Horse traveling away from ridden horse |
| LD  | Lay Down                                       |
| R   | Rear   |
| SLC   | Simple Lead Change                             |
| FLC   | Flying Lead Change                             |
| LC  | Lead Change of any kind                        |
|  | Stop   |
|  | Direction of Movement                          |