



ILHA PATTERNS

TABLE OF CONTENTS

Training Level: At the Shoulder- Novice Pattern 1.....	5
Intermediate Pattern 1	7
Distinguished Pattern 1	9
Advanced Pattern 1.	11
Training Level Liberty- Novice Pattern 1.	14
Intermediate Pattern 1	16
Distinguished Pattern 1	18
Training Level Bridleless- Novice Pattern 1.	21
Intermediate Pattern 1	24
Distinguished Pattern 1	27
Advanced Pattern 1.	30
Lead Line- Novice Pattern 1.	33
Novice Pattern 2	35
Novice Pattern 3	37
Intermediate Pattern 1	40
Intermediate Pattern 2	42
Intermediate Pattern 3	44
Distinguished Pattern 1	47
Distinguished Pattern 2	49
Advanced Pattern 1.	52
Advanced Pattern 2.	54
Liberty Horse- Novice Pattern 1.	57
Novice Pattern 2	59
Novice Pattern 3	61
Intermediate Pattern 1	64
Intermediate Pattern 2	66
Intermediate Pattern 3	68
Distinguished Pattern 1	71
Distinguished Pattern 2	73
Advanced Pattern 1.	76
Advanced Pattern 2.	78



TABLE OF CONTENTS

Minimal Movement Liberty- Novice Pattern 1	81
Novice Pattern 2.....	83
Intermediate Pattern 1	86
Intermediate Pattern 2	88
Distinguished Pattern 1	91
Distinguished Pattern 2.....	93
Liberty From a Ridden Horse- Novice Pattern 1.....	96
Intermediate Pattern 1	98
Distinguished Pattern 1	100
Advanced Pattern 1.....	102
Liberty Team (2+ horses)- Novice Pattern 1.	105
Intermediate Pattern 1	107
Distinguished Pattern 1	109
Advanced Pattern 1.....	111
Combined- Novice Pattern 1.....	114
Intermediate Pattern 1	117
Obstacles Lead Line- Novice Pattern 1.	120
Obstacles Liberty- Intermediate Pattern 1.....	123
Advanced Pattern 1.....	126
Bridleless- Novice Pattern 1.....	129
Novice Pattern 2.....	131
Novice Pattern 3.....	133
Intermediate Pattern 1	136
Intermediate Pattern 2	138
Intermediate Pattern 3	140
Distinguished Pattern 1	143
Distinguished Pattern 2.....	145
Advanced Pattern 1.....	148
Advanced Pattern 2.....	150



TABLE OF CONTENTS

Bareback and Bridleless- Novice Pattern 1	153
Novice Pattern 2.....	155
Novice Pattern 3.....	157
Intermediate Pattern 1	160
Intermediate Pattern 2	162
Intermediate Pattern 3	164
Distinguished Pattern 1	167
Distinguished Pattern 2.....	169
Advanced Pattern 1.....	172
Advanced Pattern 2.....	174



INTERNATIONAL LIBERTY HORSE ASSOCIATION

CLASS: Training Level: At the Shoulder

LEVEL: Novice

PATTERN: 1

1. Start in center with horse at right shoulder.
2. Walk 2 circles to the left with horse traveling at right shoulder.
3. Trot 1 circle to the left with horse traveling at right shoulder.
4. Stop at center.
5. Walk 2 circles to the right with horse traveling at right shoulder.
6. Trot 1 circle to the right with horse traveling at right shoulder.
7. Stop at center.
8. Back 4 steps.

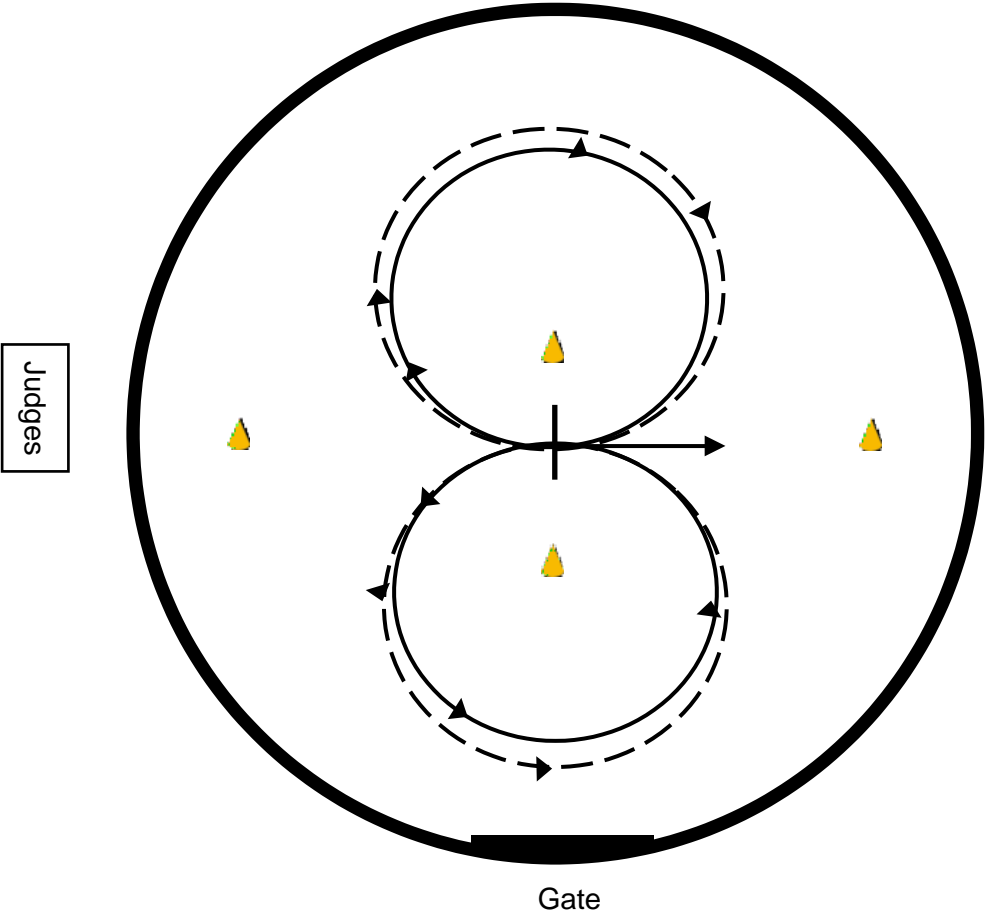
Exit arena

INTERNATIONAL LIBERTY HORSE ASSOCIATION

CLASS: Training Level: At the Shoulder

LEVEL: Novice

PATTERN: 1



INTERNATIONAL LIBERTY HORSE ASSOCIATION

CLASS: Training Level: At the Shoulder

LEVEL: Intermediate

PATTERN: 1

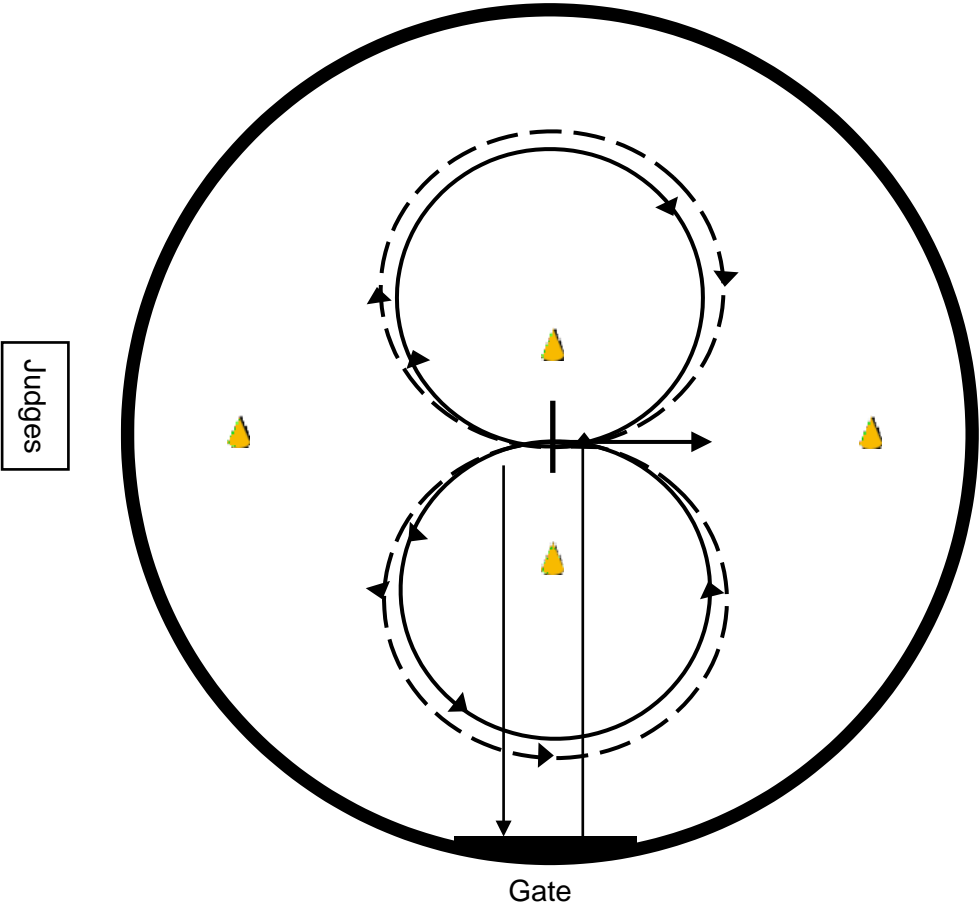
1. Walk to center with horse traveling at right shoulder.
 2. Stop at center.
 3. Walk 1 circle to the left with horse traveling at right shoulder.
 4. Trot 2 circles to the left with horse traveling at right shoulder.
 5. Stop at center.
 6. Back 4 steps.
 7. Walk 1 circle to the right with horse traveling at right shoulder.
 8. Trot 2 circles to the right with horse traveling at right shoulder.
 9. Stop at center.
- Exit arena

INTERNATIONAL LIBERTY HORSE ASSOCIATION

CLASS: Training Level: At the Shoulder

LEVEL: Intermediate

PATTERN: 1



INTERNATIONAL LIBERTY HORSE ASSOCIATION

CLASS: Training Level: At the Shoulder

LEVEL: Distinguished

PATTERN: 1

1. Walk to center with horse traveling at right shoulder.
2. Stop at center.
3. Trot 2 circles to the left with horse traveling at right shoulder.
4. Change direction at center.
5. Trot 2 circles to the right with horse traveling at right shoulder.
6. Stop at center.
7. Back 4 steps.
8. Trot 1 circle to the left with horse traveling at right shoulder.
9. At center, switch horse to the left shoulder.
10. Trot 1 circle to the right with horse traveling at left shoulder.
11. Stop at center.

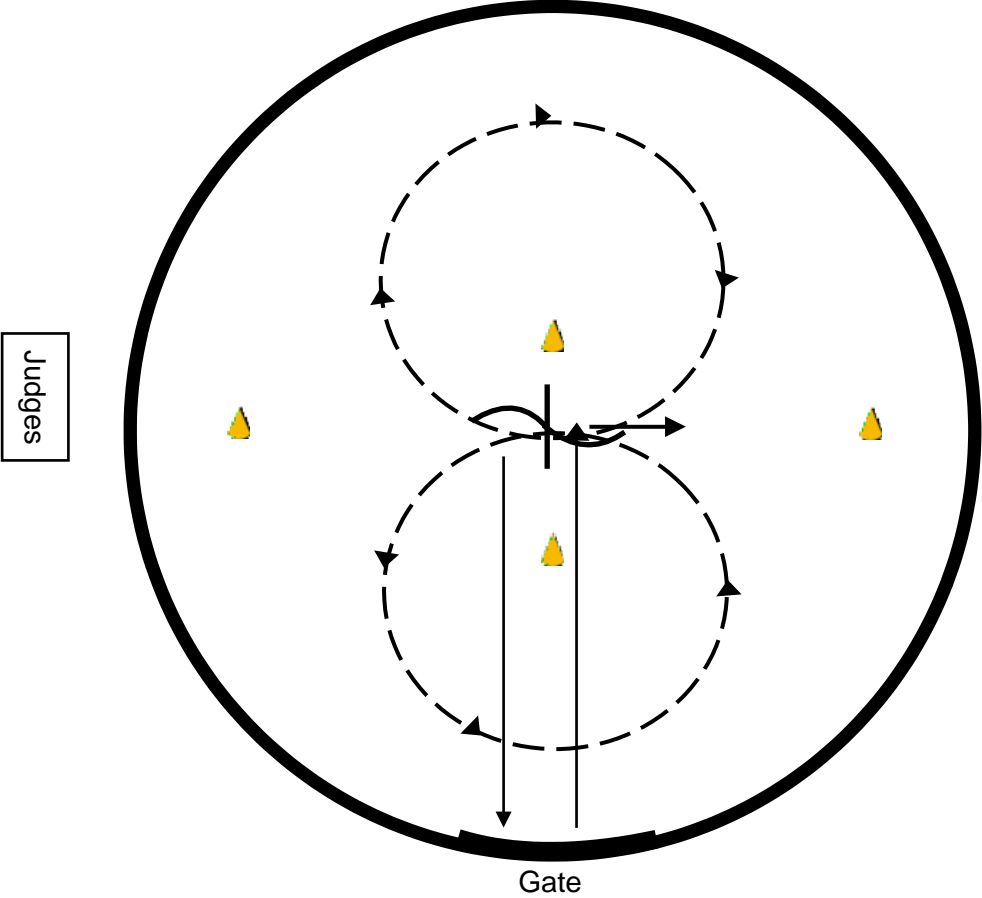
Exit arena

INTERNATIONAL LIBERTY HORSE ASSOCIATION

CLASS: Training Level: At the Shoulder

LEVEL: Distinguished

PATTERN: 1



INTERNATIONAL LIBERTY HORSE ASSOCIATION

CLASS: Training Level: At the Shoulder

LEVEL: Advanced

PATTERN: 1

1. Trot to center with horse traveling at right shoulder.
2. Stop at center.
3. Back 4 steps.
4. Trot 2 circles to the right with horse traveling at right shoulder.
5. At center, switch horse to the left shoulder.
6. Trot 2 circles to the left with horse traveling at left shoulder.
7. Stop at center.
8. Trot 1 circle to the right with horse traveling at left shoulder.
9. At center, switch horse to the right shoulder.
10. Trot 1 circle to the left with horse traveling at right shoulder.
11. Stop at center.

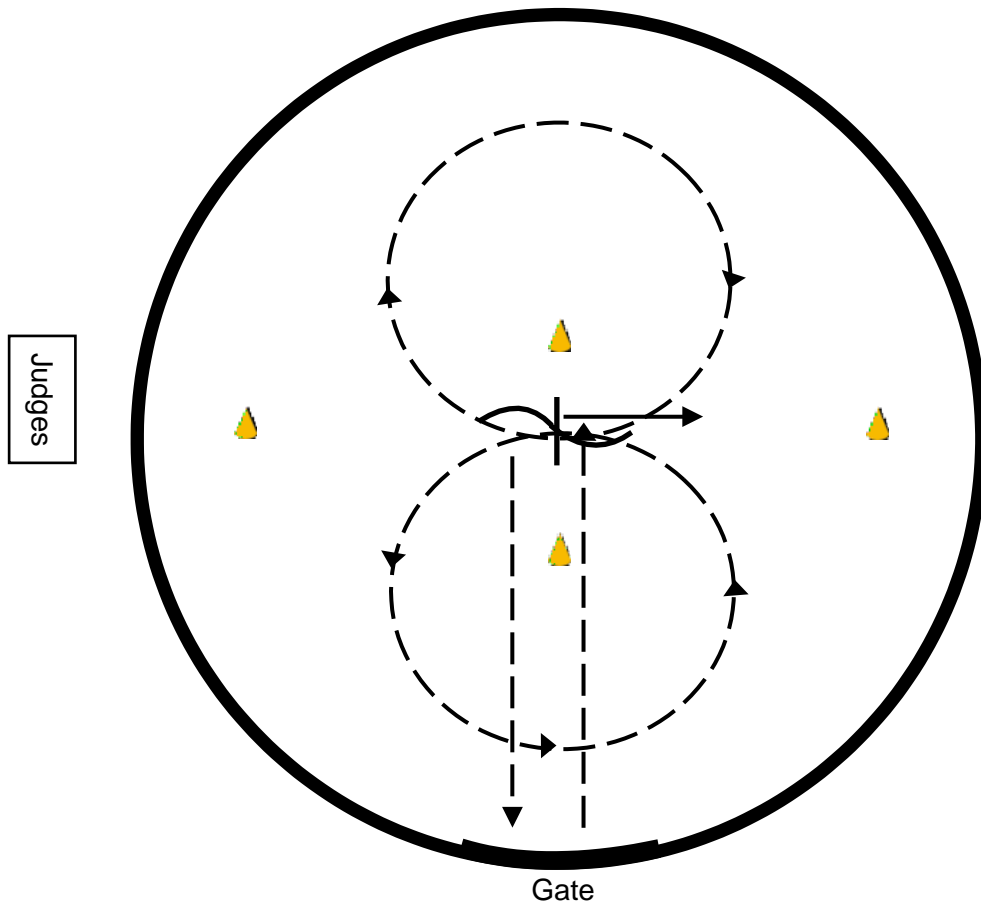
Exit arena

INTERNATIONAL LIBERTY HORSE ASSOCIATION

CLASS: Training Level: At the Shoulder

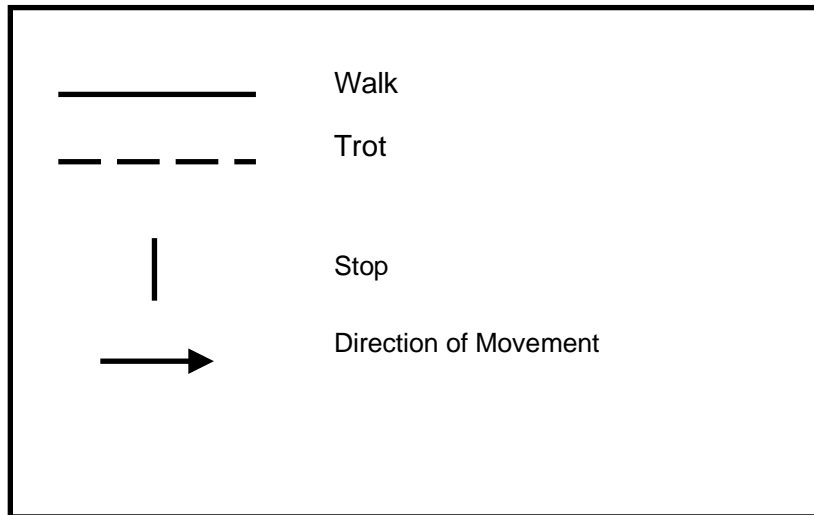
LEVEL: Advanced

PATTERN: 1



INTERNATIONAL LIBERTY HORSE ASSOCIATION

LEGEND FOR PATTERNS



INTERNATIONAL LIBERTY HORSE ASSOCIATION

CLASS: Training Level Liberty

LEVEL: Novice

PATTERN: 1

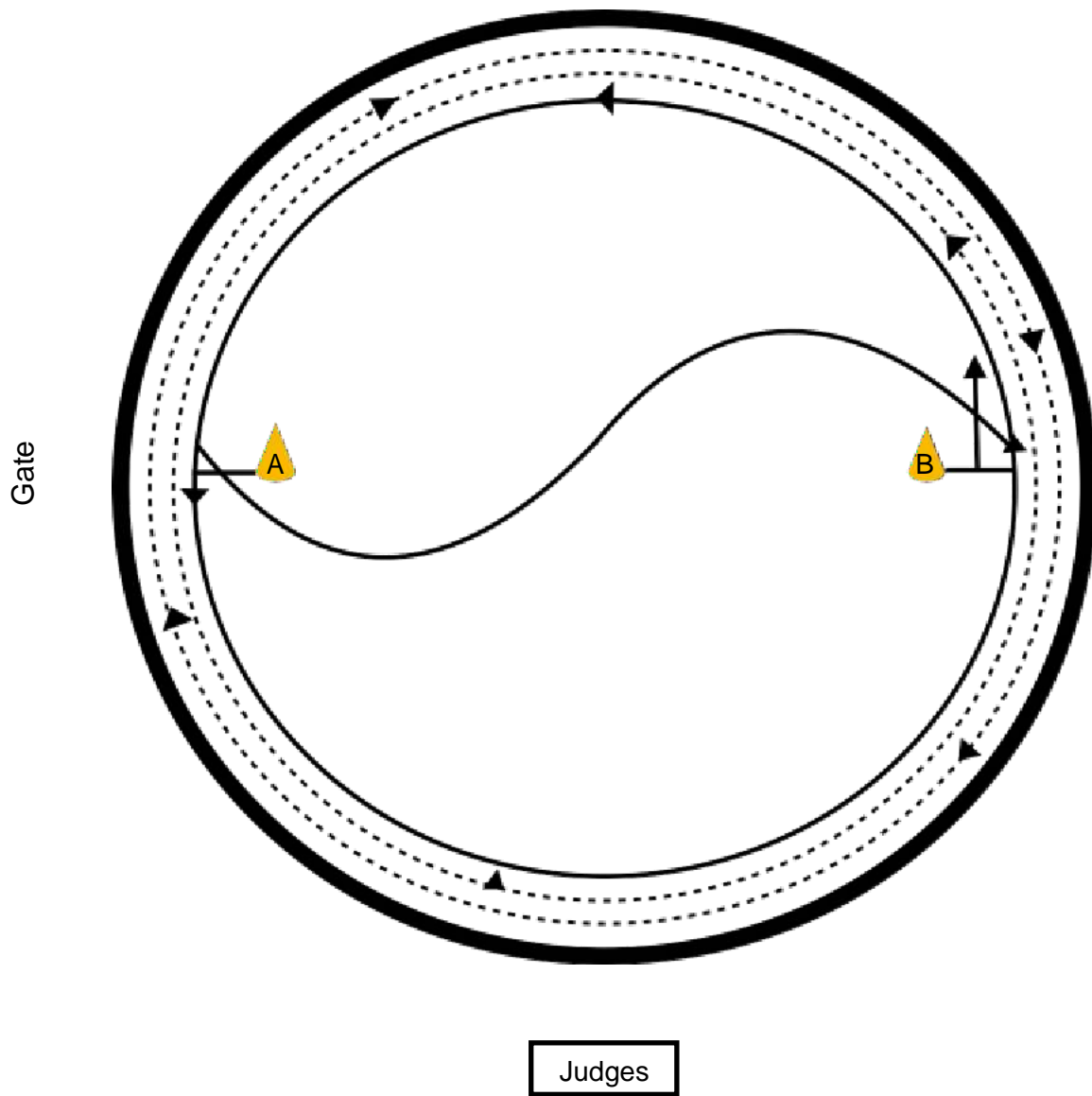
1. Start at cone A.
2. Walk horse 1 full circle around pen to the left, return to cone A.
3. As horse returns to cone A, trot horse 1 full circle around pen, return to cone A.
4. At cone A, change direction through center of pen to cone B, at a walk.
5. At cone B, walk horse 1 full circle around pen to the right, return to cone B.
6. At cone B, trot horse 1 full circle around pen to cone B.
7. At cone B, stop.
8. Back 4 steps.
Exit.

INTERNATIONAL LIBERTY HORSE ASSOCIATION

CLASS: Training Level: Liberty

LEVEL: Novice

PATTERN: 1



INTERNATIONAL LIBERTY HORSE ASSOCIATION

CLASS: Training Level Liberty

LEVEL: Intermediate

PATTERN: 1

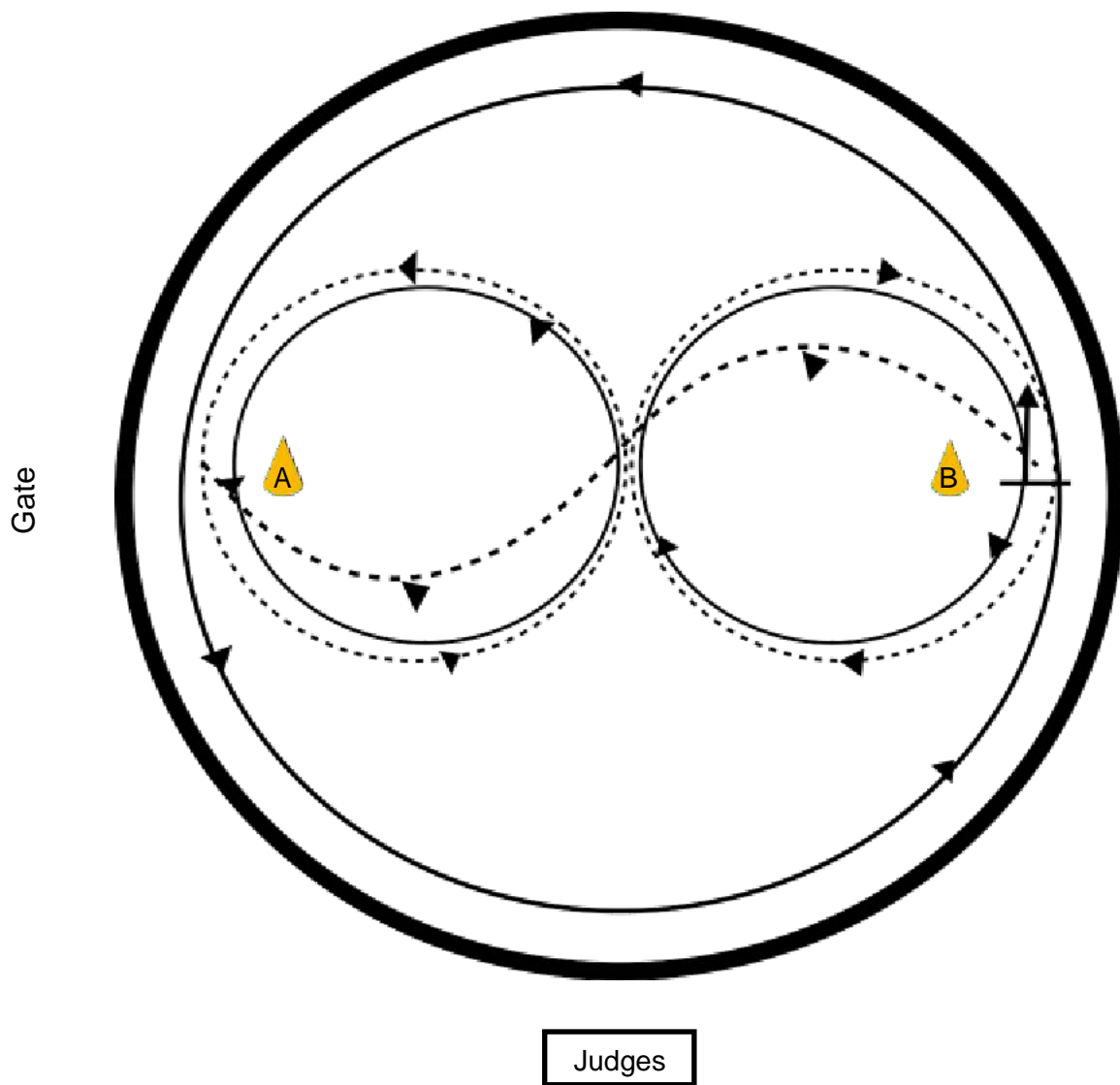
1. Start at cone A.
2. Walk 1 large circle to the left, around the pen, with horse traveling at right shoulder.
3. At cone A, walk horse 1 circle around handler to the left (*circle starts at cone A and goes through the center of pen finishing at cone A*).
4. At cone A, trot horse 2 circles around handler to the left (*circle starts at cone A and goes through the center of the pen finishing at cone A*).
5. Change direction at center, at the trot, and continue to cone B.
6. At cone B, walk horse 1 circle around handler to the right (*circle starts at cone B and goes through the center of the pen finishing at cone B*).
7. At cone B, trot horse 2 circles around handler to the right (*circle starts at cone B and goes through the center of the pen finishing at cone B*).
8. Stop at cone B.
9. At cone B walk 1 large circle to the right, around pen, with horse traveling at right shoulder.
10. Stop at cone B.
11. Back up minimum of 4 steps.
Exit.

INTERNATIONAL LIBERTY HORSE ASSOCIATION

CLASS: Training Level: Liberty

LEVEL: Intermediate

PATTERN: 1



INTERNATIONAL LIBERTY HORSE ASSOCIATION

CLASS: Training Level Liberty

LEVEL: Distinguished

PATTERN: 1

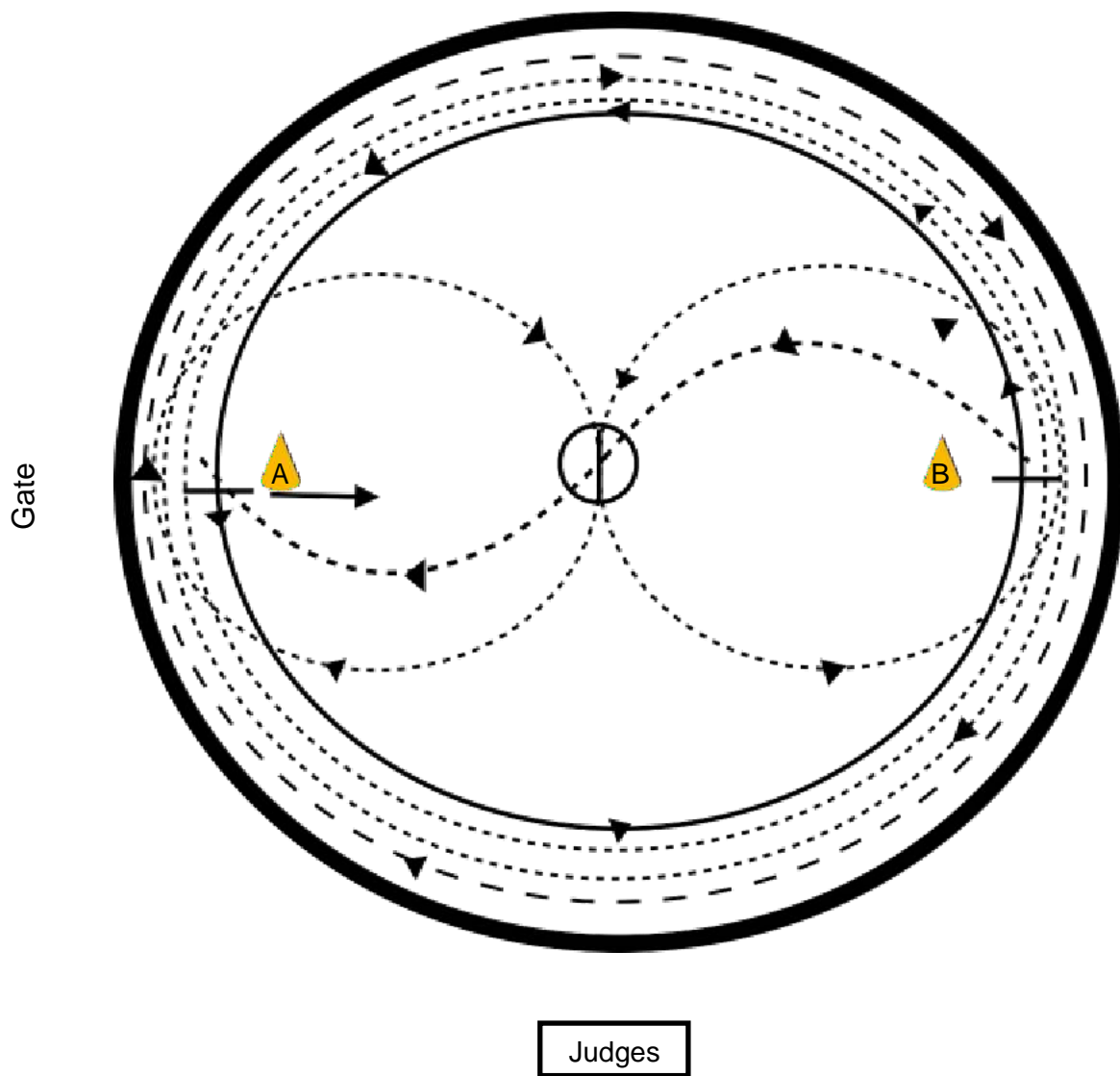
1. Start at cone A.
2. Walk 1 circle to the left, around pen, with horse traveling at right shoulder, returning to cone A.
3. Returning to cone A, trot horse 2 large circles around handler to the left.
4. At cone A, canter horse 1 ½ large circles around handler to the left, return to cone B.
5. Trot at cone B.
6. At cone B, trot horse 2 ½ small circles around handler to the left.
7. Stop at center.
8. Demonstrate stop cue and walk 1 large circle around horse, either direction.
9. Trot horse 2 ½ small circles around handler to the right.
10. Stop at cone A
11. Walk 1 circle to the right, around pen, with horse traveling at left shoulder, return to cone A.
12. Returning to cone A, trot horse 2 large circles around handler to the right.
13. At cone A, canter horse 1 ½ large circles around handler to the right, return to cone B.
14. Trot at cone B.
15. Change direction at center, trot to cone A.
16. Stop at cone A.
17. Back 4 steps.
Exit.

INTERNATIONAL LIBERTY HORSE ASSOCIATION

CLASS: Training Level: Liberty

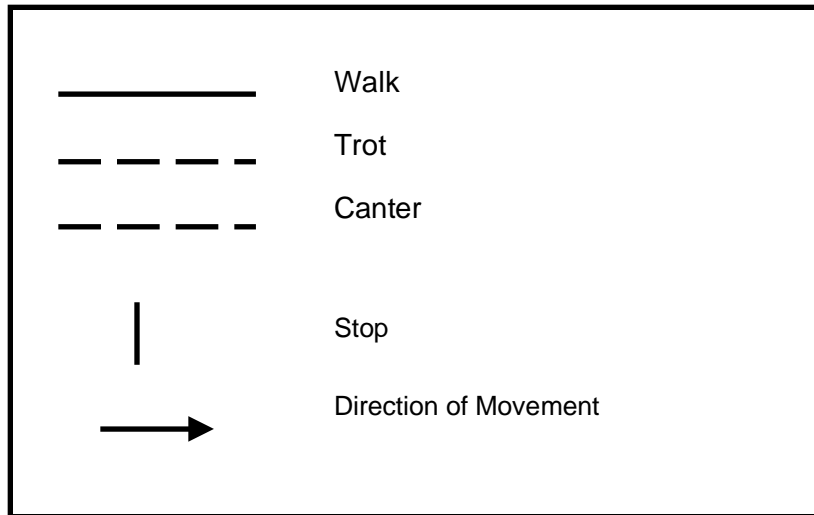
LEVEL: Distinguished

PATTERN: 1



INTERNATIONAL LIBERTY HORSE ASSOCIATION

LEGEND FOR PATTERNS



INTERNATIONAL LIBERTY HORSE ASSOCIATION

CLASS: Training Level Bridleless

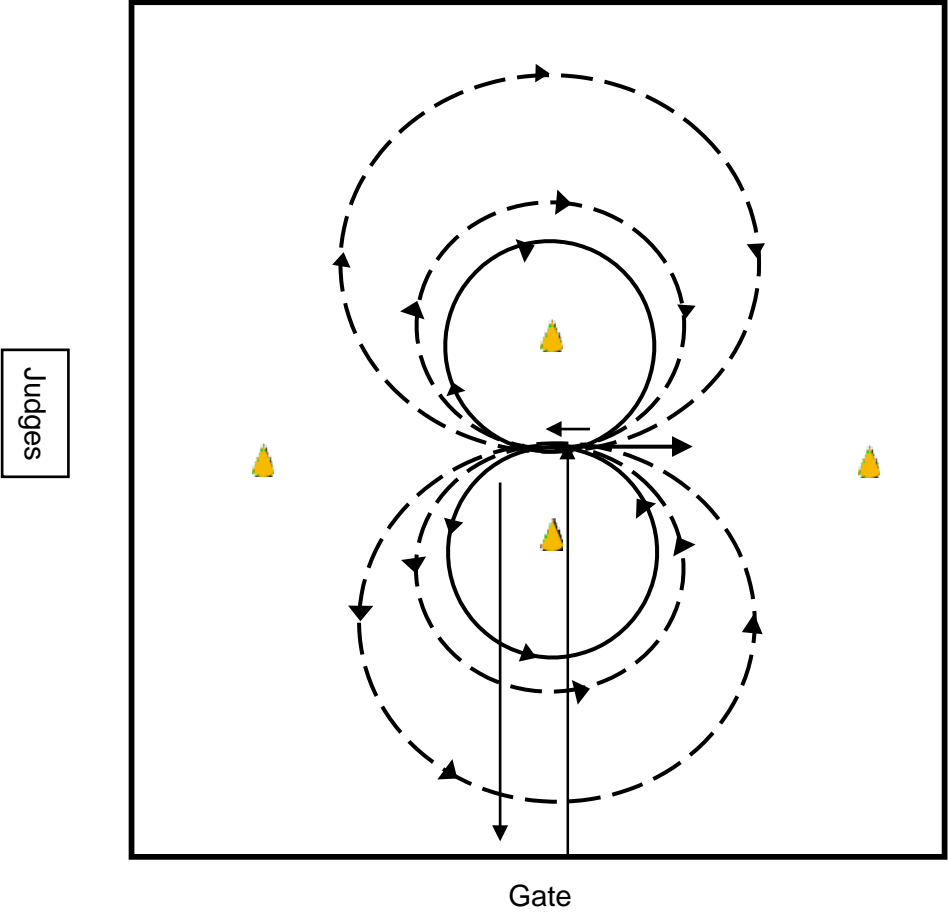
LEVEL: Novice

PATTERN: 1

1. Walk to center.
2. Turn left to face judges.
3. Stop at center.
4. Walk 1 small circle to the right.
5. Trot 2 small circles to the right.
6. Trot 1 large circle to the right.
7. Stop at center.
8. Walk 1 small circle to the left.
9. Trot 2 small circles to the left.
10. Trot 1 large circle to the left.
11. Stop at center.
12. Back 4 steps.
Exit arena.

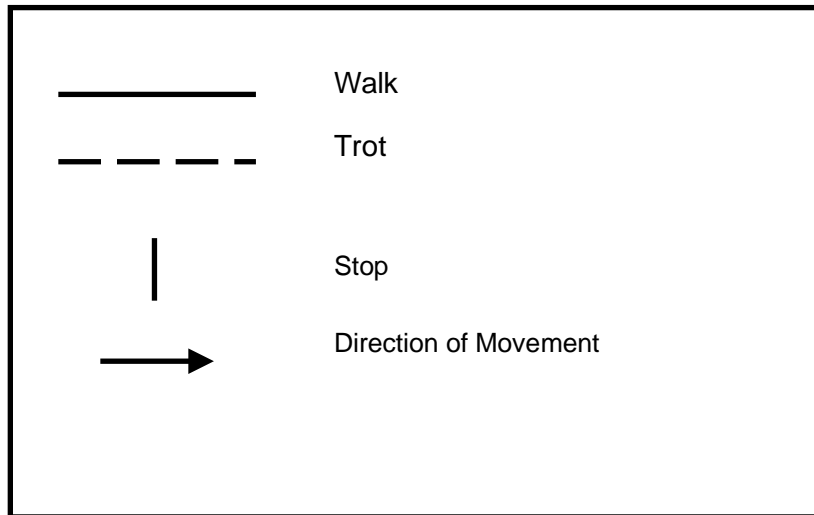
INTERNATIONAL LIBERTY HORSE ASSOCIATION

CLASS: Training Level Bridleless
LEVEL: Novice
PATTERN: 1



INTERNATIONAL LIBERTY HORSE ASSOCIATION

LEGEND FOR PATTERNS



INTERNATIONAL LIBERTY HORSE ASSOCIATION

CLASS: Training Level Bridleless

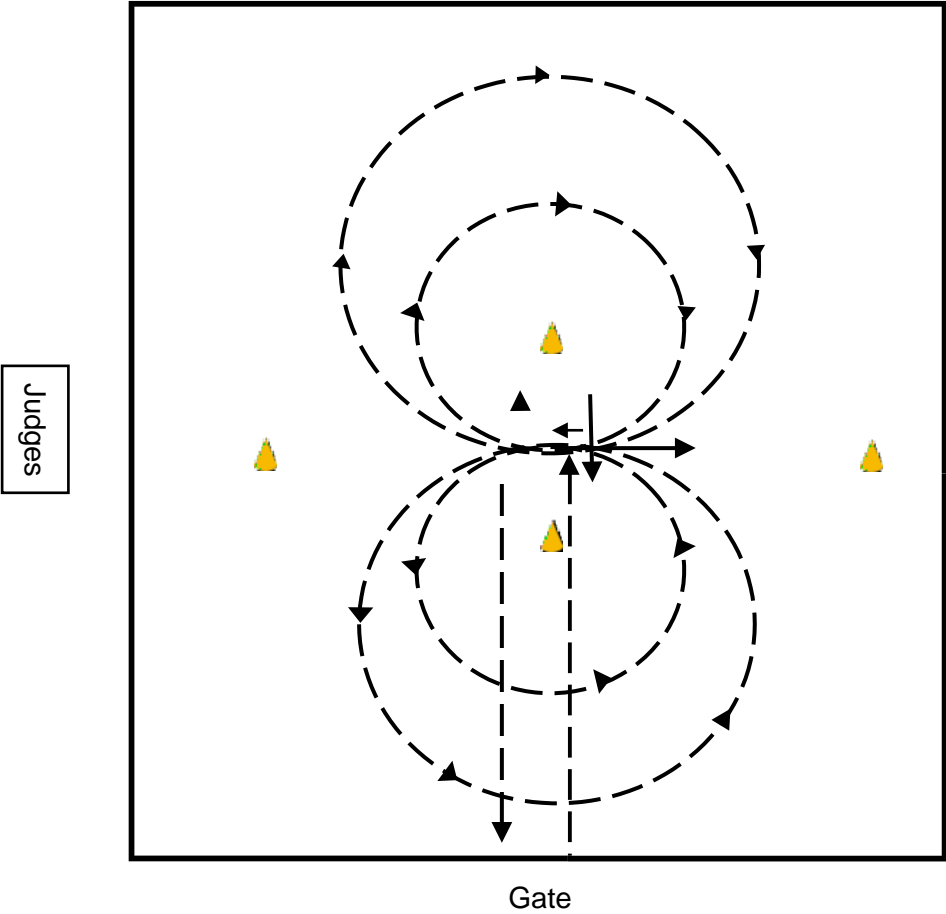
LEVEL: Intermediate

PATTERN: 1

1. Trot to center.
2. Turn left to face judges.
3. Stop at center
4. Side pass 6 steps to the left.
5. Side pass 6 steps to the right.
6. Trot 1 small circle to the left.
7. Trot 2 large circles to the left.
8. Stop at center.
9. Trot 1 small circle to the right.
10. Trot 2 large circles to the right.
11. Stop at center.
12. Back 4 steps.
Exit arena.

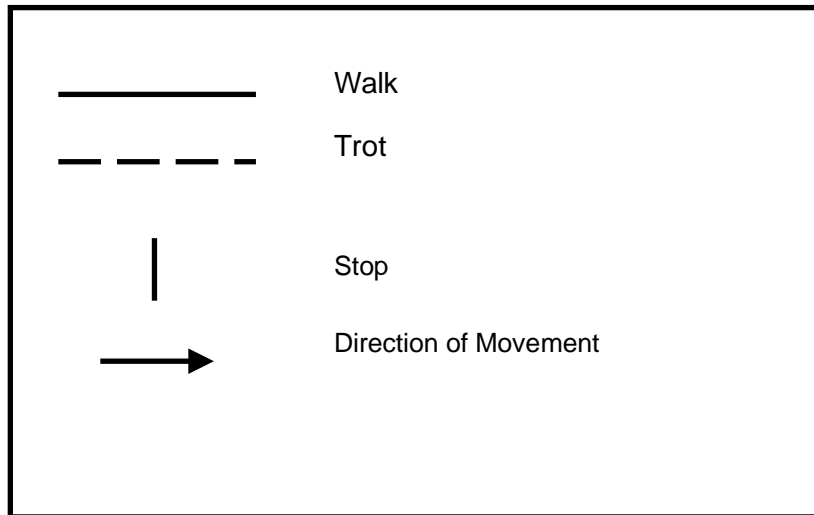
INTERNATIONAL LIBERTY HORSE ASSOCIATION

CLASS: Training Level Bridleless
LEVEL: Intermediate
PATTERN: 1



INTERNATIONAL LIBERTY HORSE ASSOCIATION

LEGEND FOR PATTERNS



INTERNATIONAL LIBERTY HORSE ASSOCIATION

CLASS: Training Level Bridleless

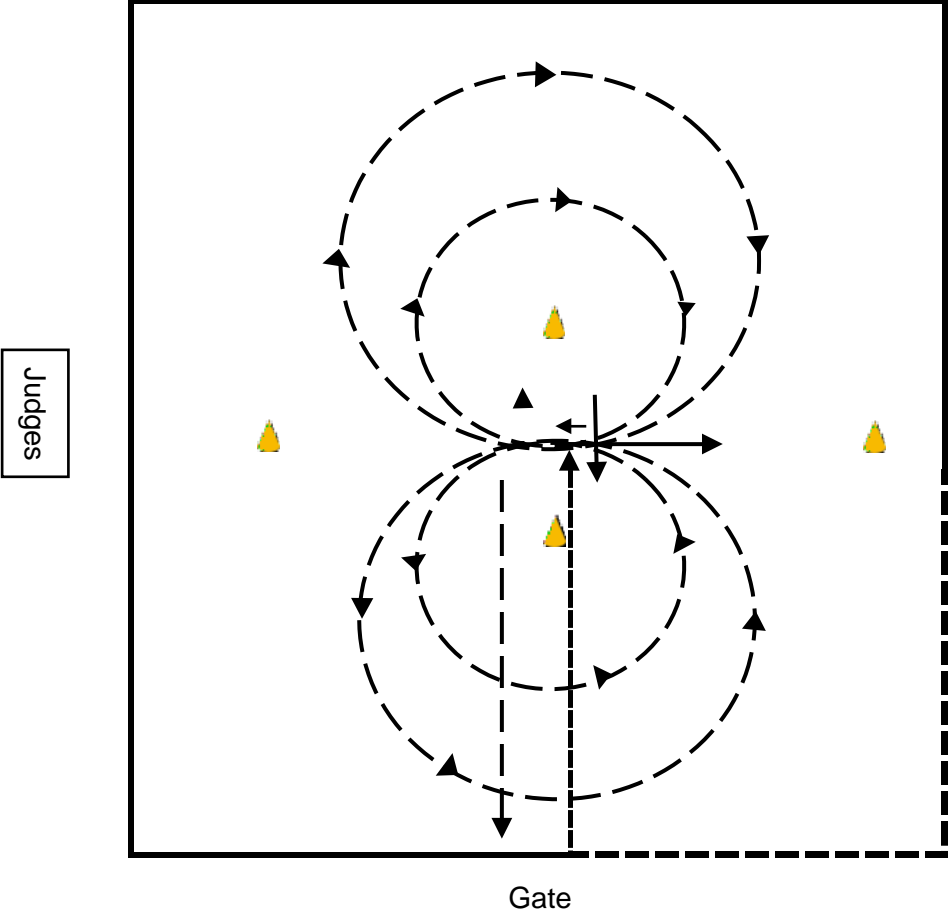
LEVEL: Distinguished

PATTERN: 1

1. Trot to center.
2. Turn left to face judges.
3. Continue trot through center.
4. Trot 2 small circles to the right.
5. Canter 1 large circle to the right.
6. Stop at center.
7. Side pass 6 steps to the left.
8. Side pass 6 steps to the right.
9. Trot 2 small circles to the left.
10. Canter 1 large circle to the left.
11. Stop at center.
12. Back 4 steps.
Exit arena.

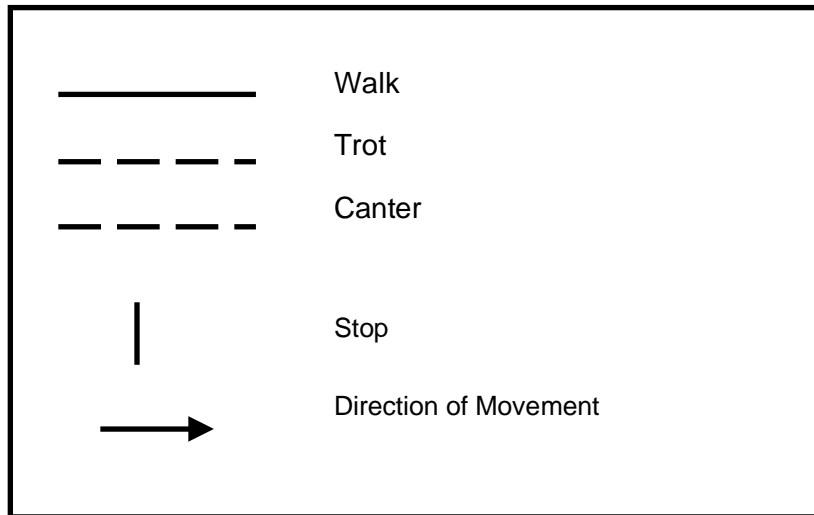
INTERNATIONAL LIBERTY HORSE ASSOCIATION

CLASS: Training Level Bridleless
LEVEL: Distinguished
PATTERN: 1



INTERNATIONAL LIBERTY HORSE ASSOCIATION

LEGEND FOR PATTERNS



INTERNATIONAL LIBERTY HORSE ASSOCIATION

CLASS: Training Level Bridleless

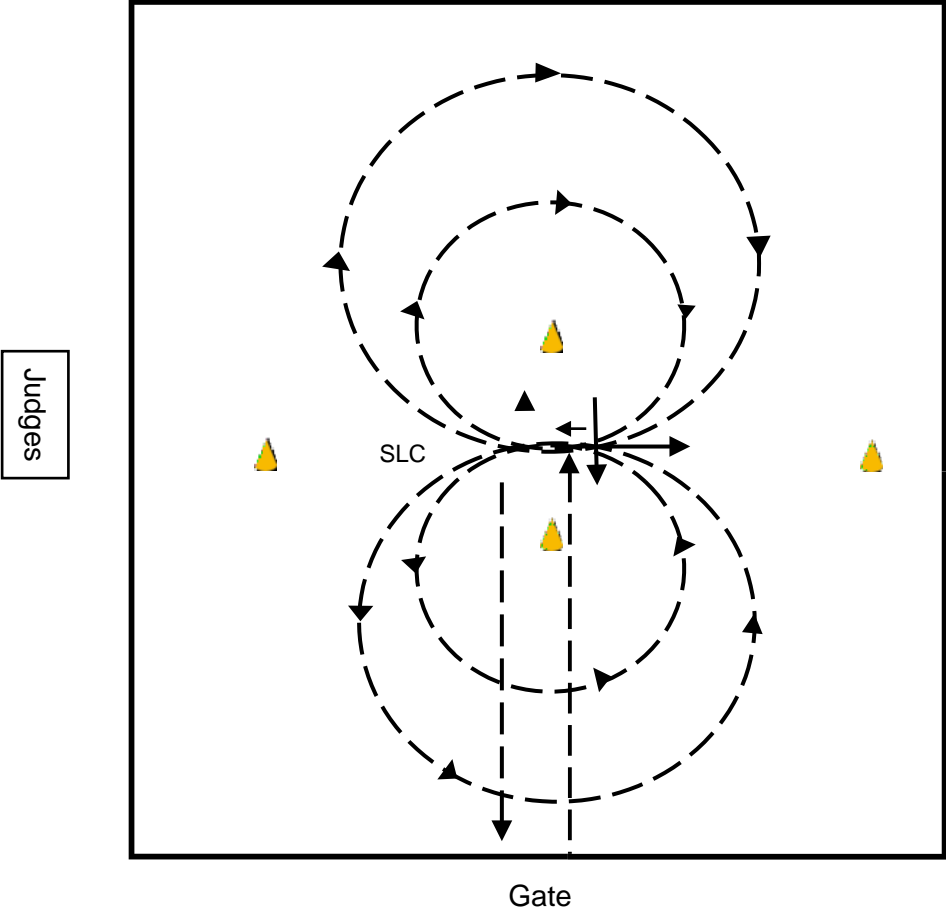
LEVEL: Advanced

PATTERN: 1

1. Trot to center.
 2. Turn left to face judges.
 3. Stop at center.
 4. Back 4 steps.
 5. Trot 1 small circle to the left.
 6. Canter 1 large circle to the left.
 7. Simple lead change at center.
 8. Canter 2 large circles to the right.
 9. Simple lead change at center.
 10. Canter 1 large circle to the left
 11. Trot 1 small circle to the right.
 12. Stop at center.
 13. Complete 2 pivots to the left.
 14. Complete 2 pivots to the right.
- Exit arena.






INTERNATIONAL LIBERTY HORSE ASSOCIATION

CLASS: Training Level Bridleless
LEVEL: Advanced
PATTERN: 1



INTERNATIONAL LIBERTY HORSE ASSOCIATION

LEGEND FOR PATTERNS

	Walk
	Trot
	Canter
SLC	Simple Lead Change
	Stop
	Direction of Movement

INTERNATIONAL LIBERTY HORSE ASSOCIATION

CLASS: Lead Line

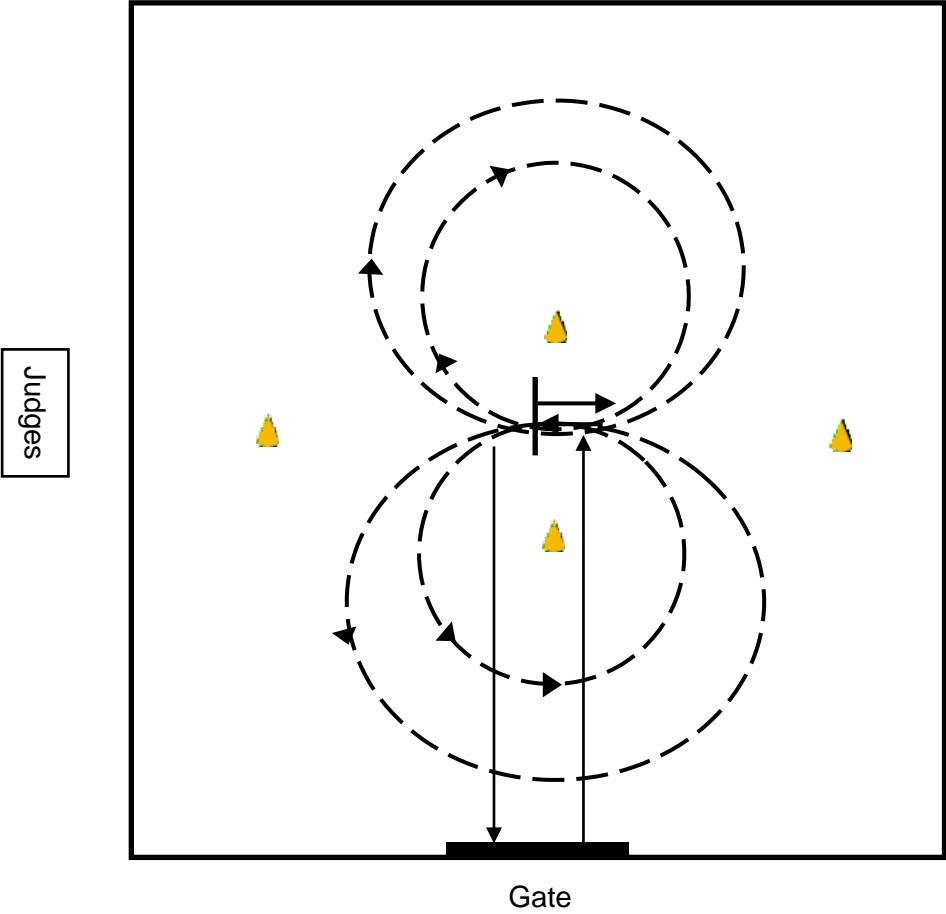
LEVEL: Novice

PATTERN: 1

1. Walk to center with horse traveling at right shoulder.
2. Turn left to face judges.
3. Stop at center.
4. Trot 2 small circles to the left with horse traveling at right shoulder.
5. Change direction at center.
6. Trot 2 small circles to the right with horse traveling at right shoulder.
7. Stop at center.
8. Trot horse 1 small circle around handler to the left.
9. Trot horse 2 large circles around handler to the left
10. Change direction at center.
11. Trot horse 1 small circle around handler to the right.
12. Trot horse 2 large circles around handler to the right.
13. Stop at center
14. Back 4 steps
Exit arena

INTERNATIONAL LIBERTY HORSE ASSOCIATION

CLASS: Lead Line
LEVEL: Novice
PATTERN: 1



INTERNATIONAL LIBERTY HORSE ASSOCIATION

CLASS: Lead Line

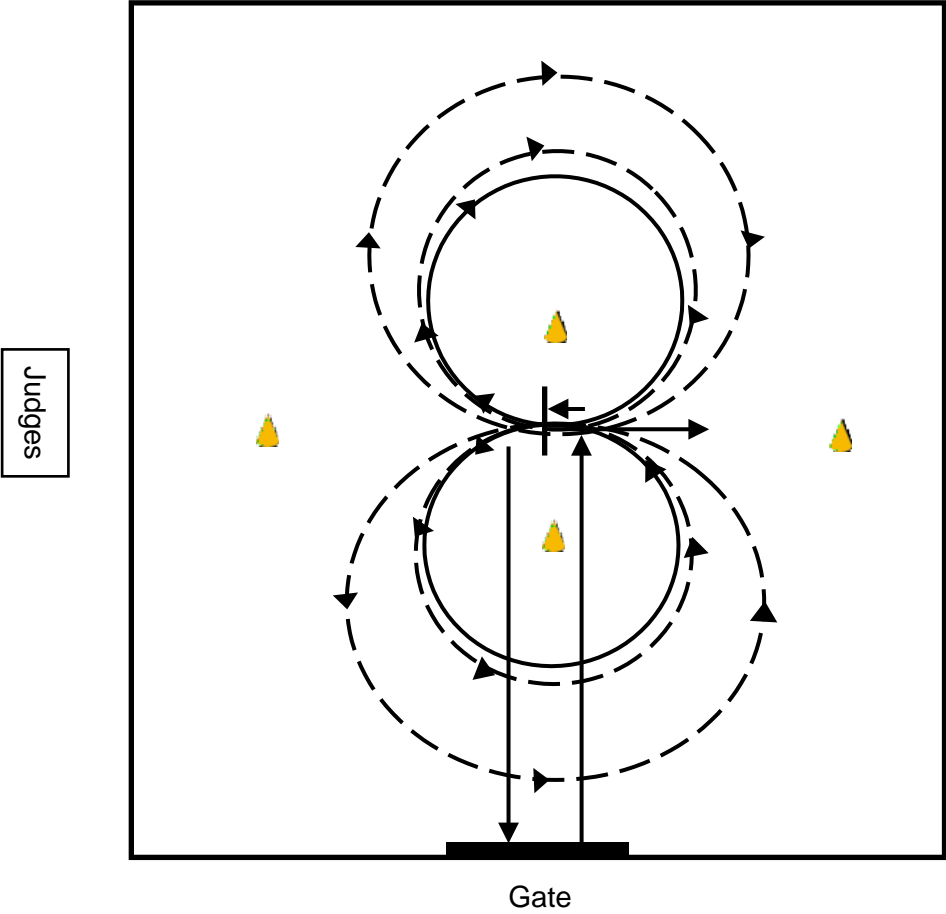
LEVEL: Novice

PATTERN: 2

1. Walk to center with horse traveling at right shoulder.
2. Turn left to face judges.
3. Stop at center.
4. Back 4 steps.
5. Walk 1 small circle to the right with horse traveling at right shoulder.
6. Trot 1 small circle to the right with horse traveling at right shoulder.
7. Stop at center.
8. Walk 1 small circle to the left with horse traveling at right shoulder.
9. Trot 1 small circle to the left with horse traveling at right shoulder.
10. Stop at center.
11. Trot horse 2 small circles around handler to the left.
12. Trot horse 1 large circle around handler to the left.
13. Change direction at center.
14. Trot horse 2 circles around handler to the right.
15. Trot horse 1 large circle around handler to the right.
16. Stop at center
Exit arena

INTERNATIONAL LIBERTY HORSE ASSOCIATION

CLASS: Lead Line
LEVEL: Novice
PATTERN: 2



INTERNATIONAL LIBERTY HORSE ASSOCIATION

CLASS: Lead Line

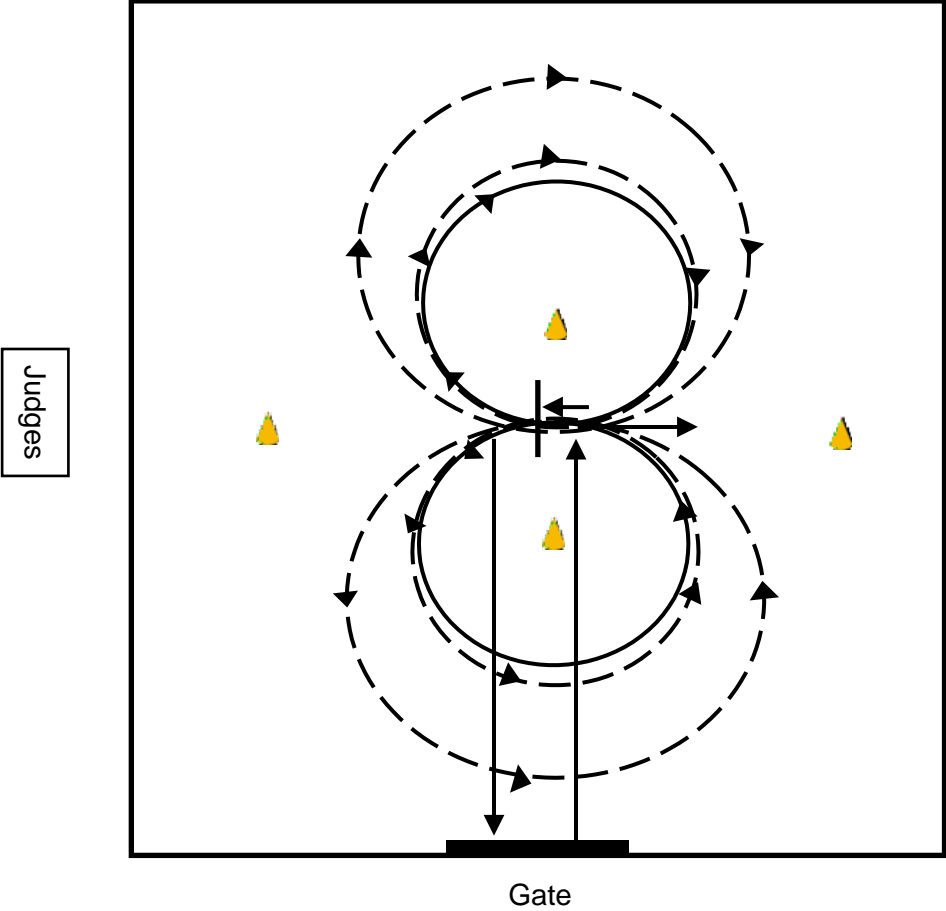
LEVEL: Novice

PATTERN: 3

1. Walk to center with horse traveling at right shoulder.
2. Turn left to face judges.
3. Stop at center.
4. Walk 1 small circle to the left with horse traveling at right shoulder.
5. Trot 1 small circle to the left with horse traveling at right shoulder.
6. Stop at center
7. Back 4 steps.
8. Walk 1 small circle to the right with horse traveling at right shoulder.
9. Trot 1 small circle to the right with horse traveling at right shoulder.
10. Trot horse 1 small circle around handler to the left.
11. Trot horse 2 large circles around handler to the left
12. Change direction at center.
13. Trot horse 1 small circles around handler to the right.
14. Trot horse 2 large circles around handler to the right.
15. Stop at center.
Exit arena

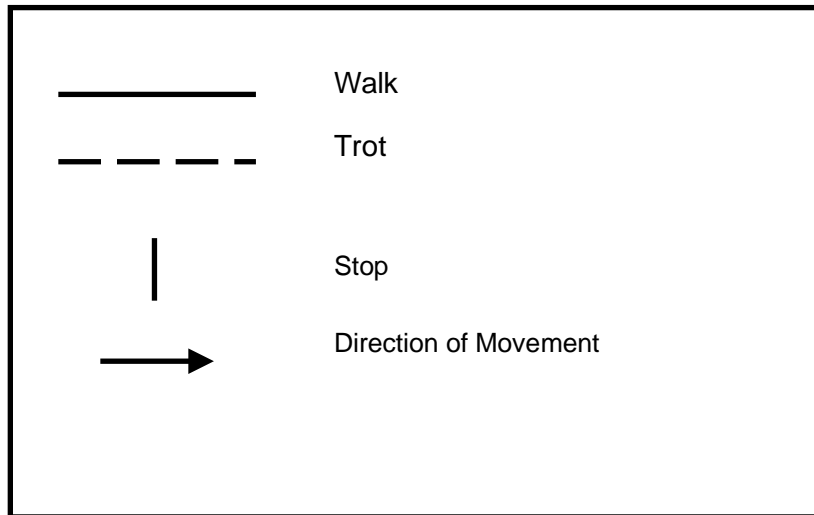
INTERNATIONAL LIBERTY HORSE ASSOCIATION

CLASS: Lead Line
LEVEL: Novice
PATTERN: 3



INTERNATIONAL LIBERTY HORSE ASSOCIATION

LEGEND FOR PATTERNS



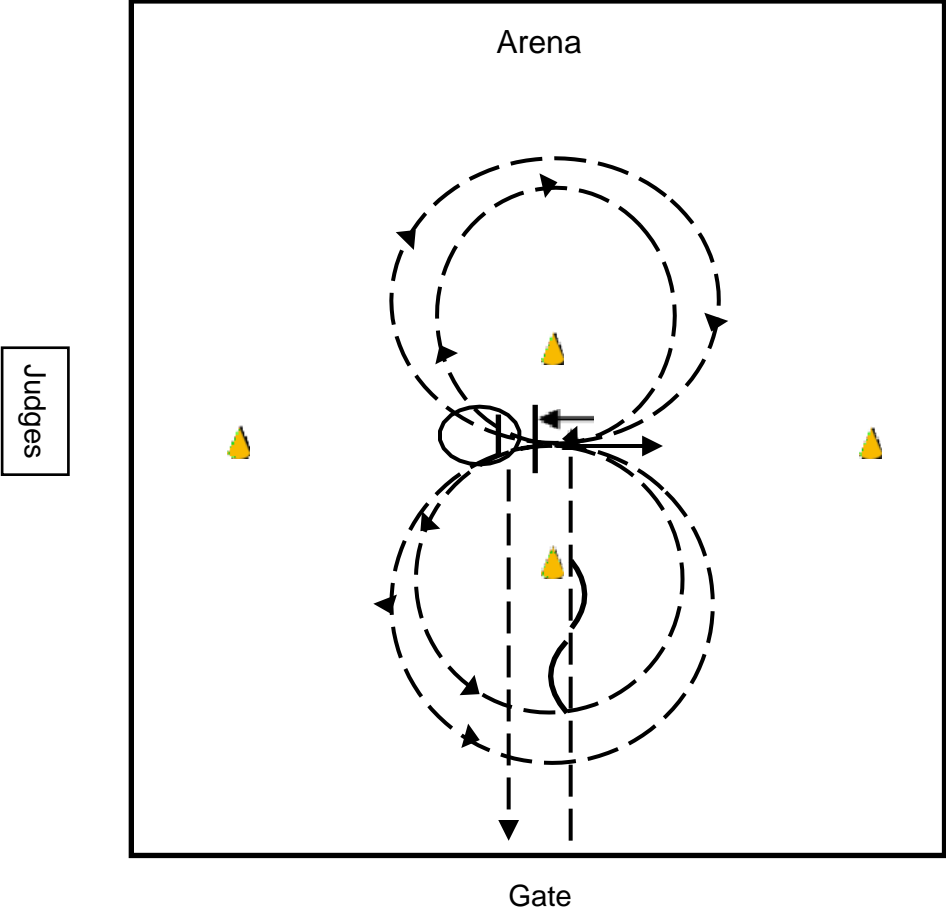
INTERNATIONAL LIBERTY HORSE ASSOCIATION

CLASS: Lead Line
LEVEL: Intermediate
PATTERN: 1

1. Trot to center with horse traveling at right shoulder.
2. Switch horse from right shoulder, to left shoulder, to right shoulder while trotting.
3. Turn left to face judges.
4. Stop at center.
5. Trot 1 small circle to the left with horse traveling at right shoulder.
6. Trot horse 2 smalls circles around handler to the left.
7. Stop at center.
8. Move to horse's right side.
9. Trot 1 small circle to the right with horse traveling at left shoulder.
10. Trot horse 2 small circles around handler to the right.
11. Stop at center.
12. Demonstrate a stop cue and walk 1 ½ circle around horse either direction.
13. Trot a figure 8 with horse traveling at right shoulder.
14. Stop at center.
15. Back 4 steps.
Exit arena

INTERNATIONAL LIBERTY HORSE ASSOCIATION

CLASS: Lead Line
LEVEL: Intermediate
PATTERN: 1



INTERNATIONAL LIBERTY HORSE ASSOCIATION

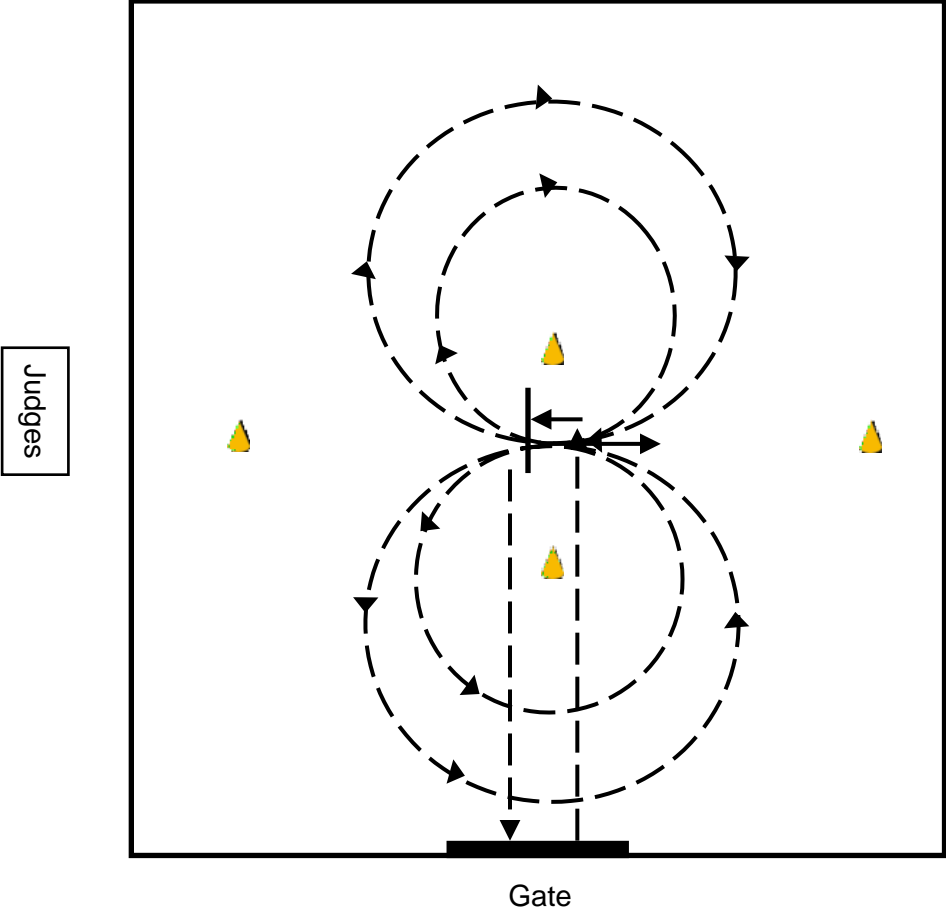
CLASS: Lead Line
LEVEL: Intermediate
PATTERN: 2

1. Trot to center with horse traveling at right shoulder.
2. Turn left to face judges.
3. Stop at center.
4. Back 4 steps.
5. Trot 1 small circle to the right with horse traveling at right shoulder.
6. Change direction at center
7. Trot 1 small circle to the left with horse traveling at right shoulder.
8. Trot horse 1 small circle around handler to the left.
9. Trot horse 1 large circle around handler to the left.
10. Stop at center.
11. Move to horse's right side.
12. Trot a figure 8 with horse traveling at left shoulder.
13. Trot horse 1 small circle around handler to the right.
14. Trot horse 1 large circle around handler to the right.
15. Stop at center.

Exit arena

INTERNATIONAL LIBERTY HORSE ASSOCIATION

CLASS: Lead Line
LEVEL: Intermediate
PATTERN: 2



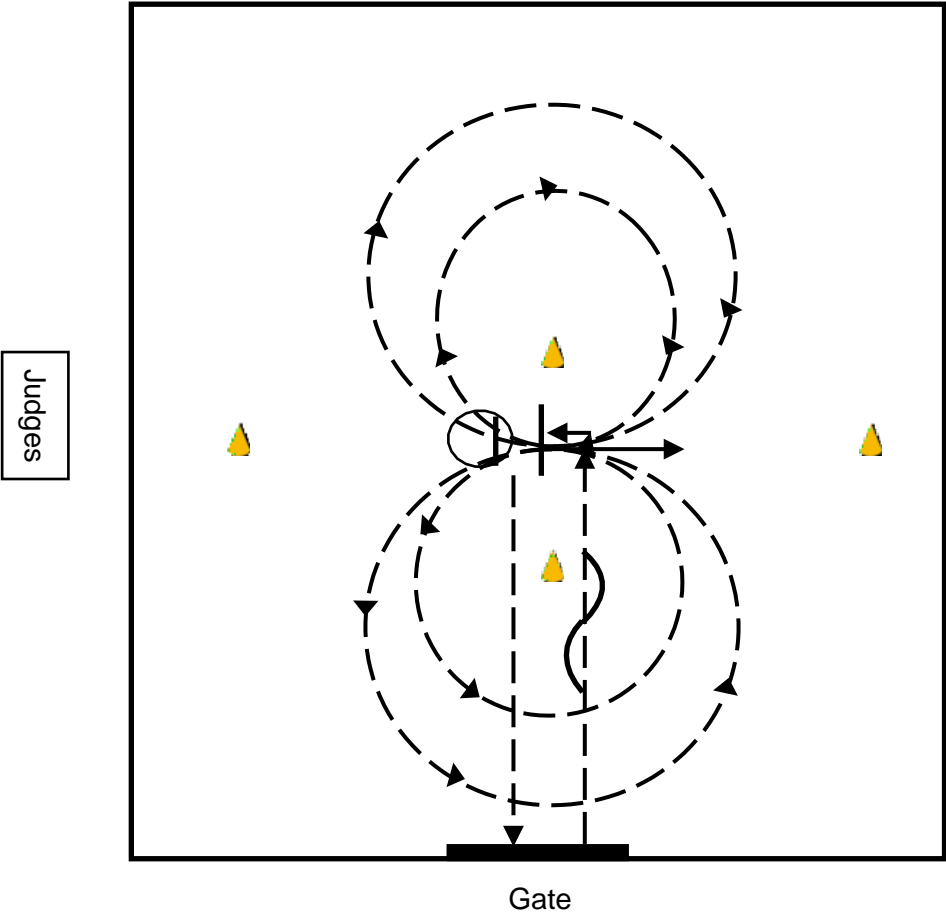
INTERNATIONAL LIBERTY HORSE ASSOCIATION

CLASS: Lead Line
LEVEL: Intermediate
PATTERN: 3

1. Trot to center with horse traveling at right shoulder.
2. Switch horse from right shoulder, to left shoulder, to right shoulder while trotting.
3. Turn left to face judges.
4. Stop at center.
5. Trot horse 2 small circles around handler to the left
6. Trot horse 1 large circle around handler to the left.
7. Stop at center.
8. Demonstrate a stop cue and walk 1 ½ circles around horse, either direction.
9. Trot horse 2 small circles around handler to the right.
10. Trot horse 1 large circle around handler to the right.
11. Stop at center.
12. Trot 1 large circle to the right with horse traveling at right shoulder.
13. Change direction at center.
14. Trot 1 large circle to the left with horse traveling at right shoulder.
15. Stop at center.
Exit arena.

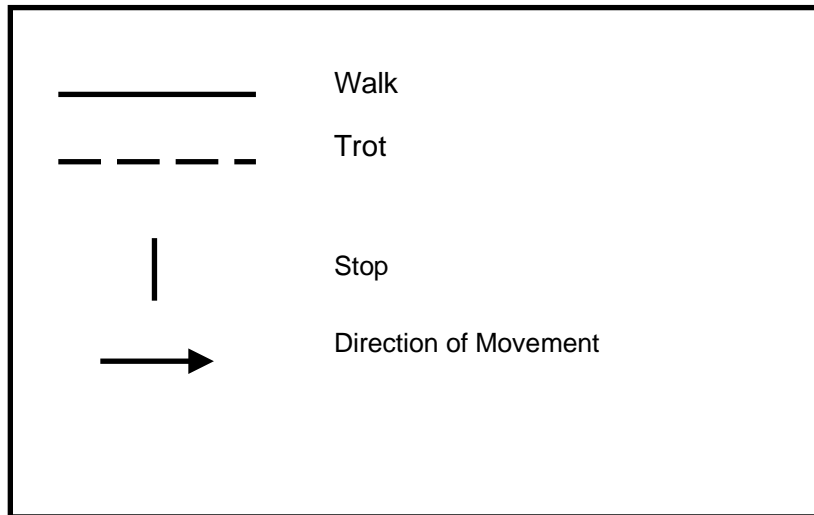
INTERNATIONAL LIBERTY HORSE ASSOCIATION

CLASS: Lead Line
LEVEL: Intermediate
PATTERN: 3



INTERNATIONAL LIBERTY HORSE ASSOCIATION

LEGEND FOR PATTERNS



INTERNATIONAL LIBERTY HORSE ASSOCIATION

Class: Lead Line

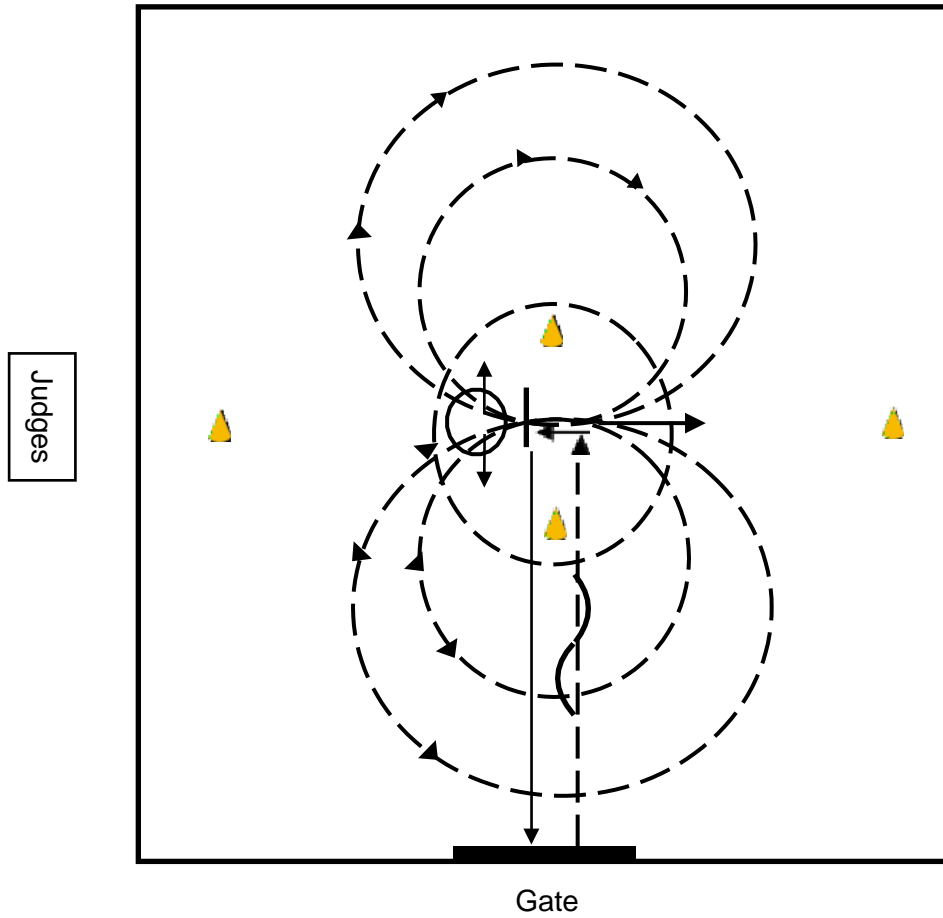
Level: Distinguished

Pattern: 1

1. Trot to center with horse traveling at right shoulder.
2. Switch horse from right shoulder, to left shoulder, to right shoulder while trotting.
3. Turn left to face judges.
4. Stop at center.
5. Trot 1 small circle to the left with horse traveling at right shoulder.
6. Trot horse 2 small circles around handler to the left.
7. Canter horse 1 large circle around handler to the left.
8. Stop at center.
9. Demonstrate a stop cue and walk 1 ½ circles around horse, either direction.
10. Trot 1 small circle to the right with horse traveling at left shoulder.
11. Trot horse 2 small circles around handler to the right.
12. Canter horse 1 large circle around handler to the right.
13. Stop at center.
14. Side pass 6 steps to the right—towards handler.
15. Side pass 6 steps to the left—away from handler.
16. Back 4 steps.
17. Demonstrate a stop cue, moving to the end of the lead line.
18. Call horse to handler.
Exit arena.

INTERNATIONAL LIBERTY HORSE ASSOCIATION

CLASS: Lead Line
LEVEL: Distinguished
PATTERN: 1



INTERNATIONAL LIBERTY HORSE ASSOCIATION

Class: Lead Line

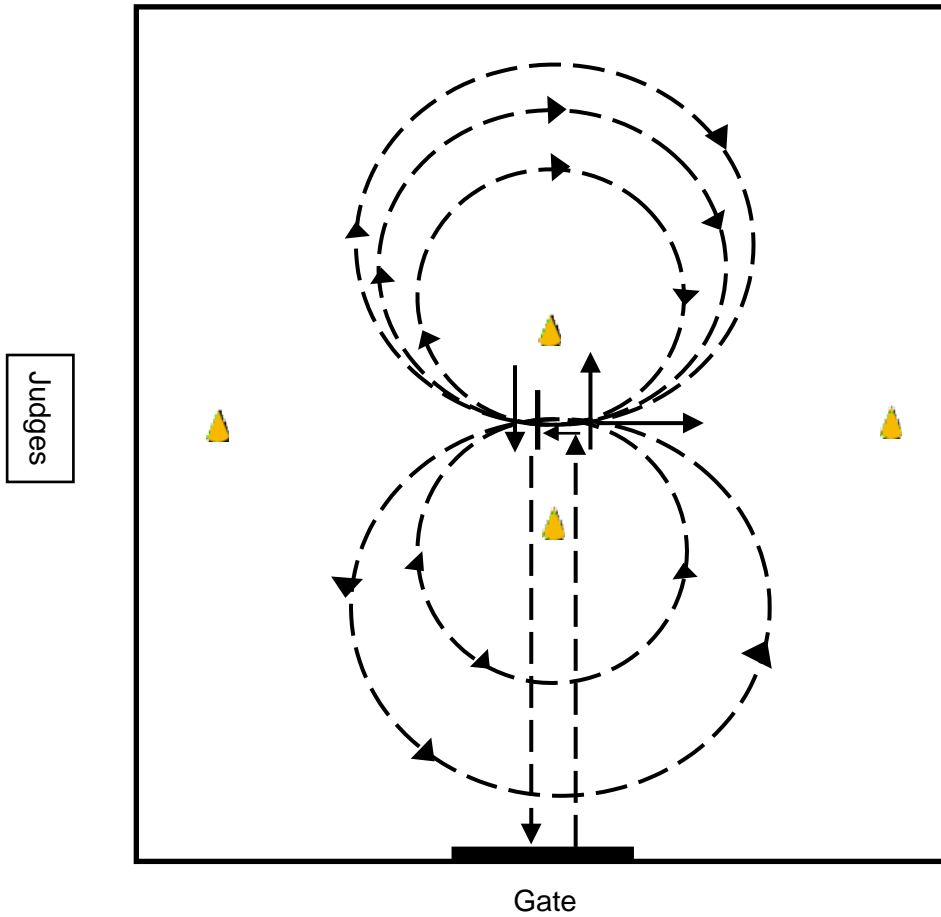
Level: Distinguished

Pattern: 2

1. Trot to center with horse traveling at right shoulder.
 2. Turn left to face judges.
 3. Stop at center.
 4. Back 4 steps.
 5. Side pass 6 steps to the left—towards handler.
 6. Side pass 6 steps to the right—away from handler.
 7. Trot 1 small circle to the right with horse traveling at right shoulder.
 8. Change direction at center, and switch shoulders.
 9. Trot 1 small circle to the left with the horse traveling at left shoulder.
 10. Stop at center.
 11. Move to horse's left side.
 12. Trot horse 2 small circles around handler to the left.
 13. Canter horse 1 large circle around handler to the left.
 14. Stop at center.
 15. Move to horse's right side.
 16. Trot horse 2 small circles around handler to the right.
 17. Canter horse 1 large circle around handler to the right.
 18. Stop at center.
 19. Demonstrate a stop cue, moving to the end of the lead line.
 20. Call horse to handler.
- Exit arena.

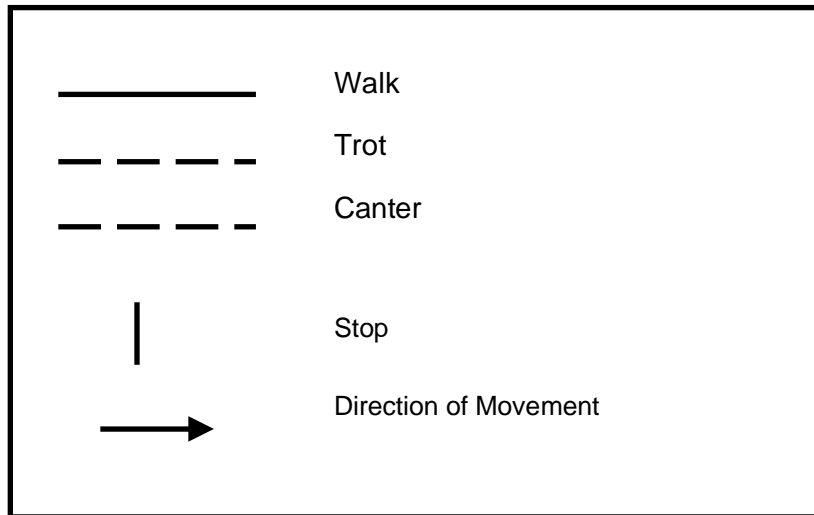
INTERNATIONAL LIBERTY HORSE ASSOCIATION

CLASS: Lead Line
LEVEL: Distinguished
PATTERN: 2



INTERNATIONAL LIBERTY HORSE ASSOCIATION

LEGEND FOR PATTERNS



INTERNATIONAL LIBERTY HORSE ASSOCIATION

CLASS: Lead Line

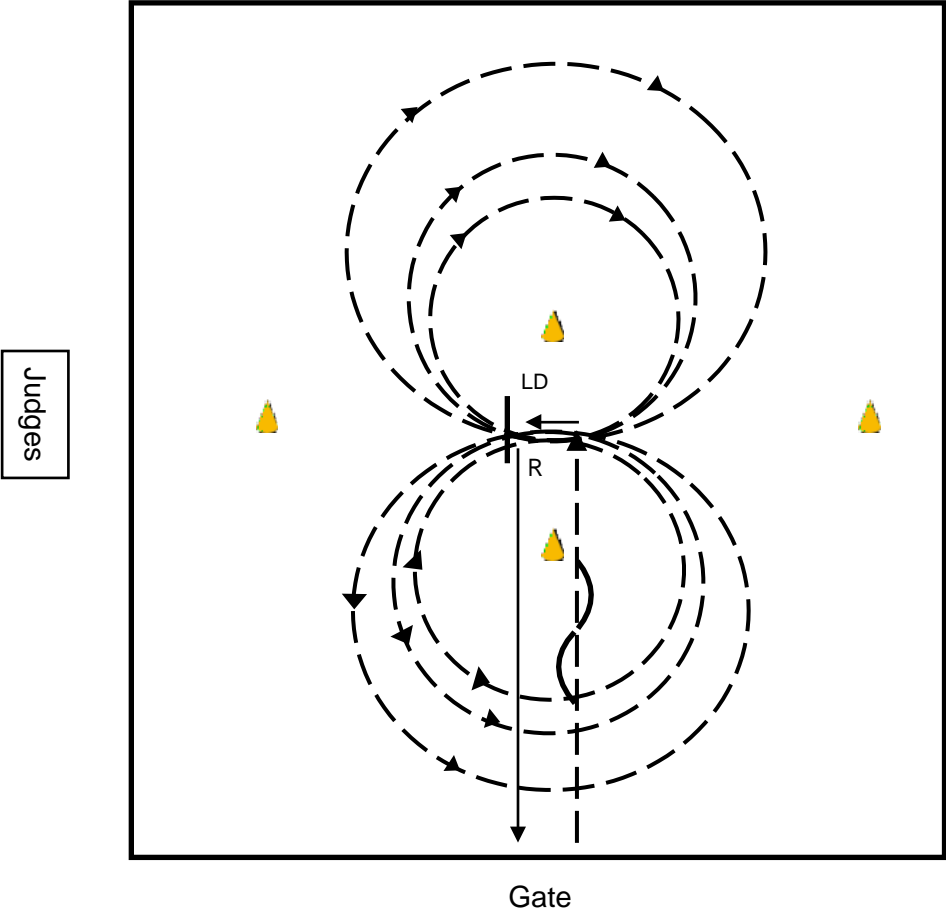
LEVEL: Advanced

PATTERN: 1

1. Trot to center with horse traveling at right shoulder.
2. Switch horse from right shoulder, to left shoulder, to right shoulder while trotting.
3. Turn left to face judges.
4. Stop at center.
5. Canter 1 large circle to the left with horse traveling at right shoulder.
6. Canter horse 2 small circles around handler to the left.
7. Canter horse 1 large circle around handler to the left.
8. Stop at center.
9. Move to horse's right side.
10. Canter 1 large circle to the right with horse traveling at left shoulder.
11. Canter horse 2 small circles around handler to the right.
12. Canter horse 1 large circle around handler to the right.
13. Stop at center.
14. Lay horse down.
15. After 5 seconds, stand horse up.
16. Pivot horse 90 degrees, to either side.
17. Rear horse.
18. Pivot horse 180 degrees, to face opposite direction.
19. Walk away from horse.
20. Call horse to handler.
Exit arena.

INTERNATIONAL LIBERTY HORSE ASSOCIATION

CLASS: Lead Line
LEVEL: Advanced
PATTERN: 1



INTERNATIONAL LIBERTY HORSE ASSOCIATION

CLASS: Lead Line

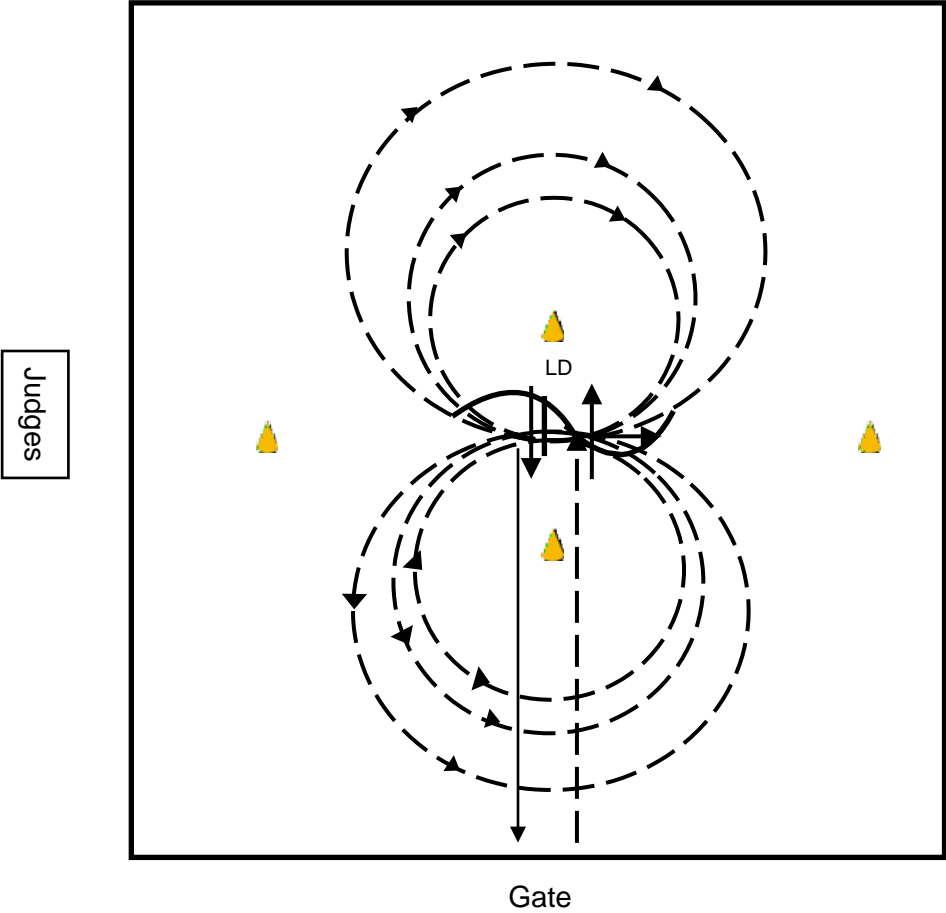
LEVEL: Advanced

PATTERN: 2

1. Trot to center with horse traveling at right shoulder.
2. Turn left to face judges.
3. Stop at center.
4. Back 4 steps.
5. Lay horse down.
6. After 5 seconds, stand horse up.
7. Trot 1 small circle to the right with horse traveling at right shoulder.
8. Switch shoulders at center.
9. Trot 1 small circle to the right with horse traveling at left shoulder.
10. Change direction at center.
11. Trot 1 small circle to the left with horse traveling at left shoulder.
12. Switch shoulders at center.
13. Trot 1 small circle to the left with horse traveling at right shoulder.
14. Trot horse 1 small circle around handler to the left.
15. Canter horse 1 small circle around handler to the left.
16. Canter horse 1 large circle around handler to the left.
17. Stop at center.
18. Trot horse 1 small circle around handler to the right.
19. Canter horse 1 small circle around handler to the right.
20. Center horse 1 large circle around handler to the right.
21. Stop at center.
22. Demonstrate 6 steps of the Spanish walk.
Exit arena.






INTERNATIONAL LIBERTY HORSE ASSOCIATION

CLASS: Lead Line
LEVEL: Advanced
PATTERN: 2



INTERNATIONAL LIBERTY HORSE ASSOCIATION

LEGEND FOR PATTERNS

	Walk
	Trot
	Canter
LD	Lay Down
R	Rear
	Stop
	Direction of Movement

INTERNATIONAL LIBERTY HORSE ASSOCIATION

CLASS: Liberty Horse

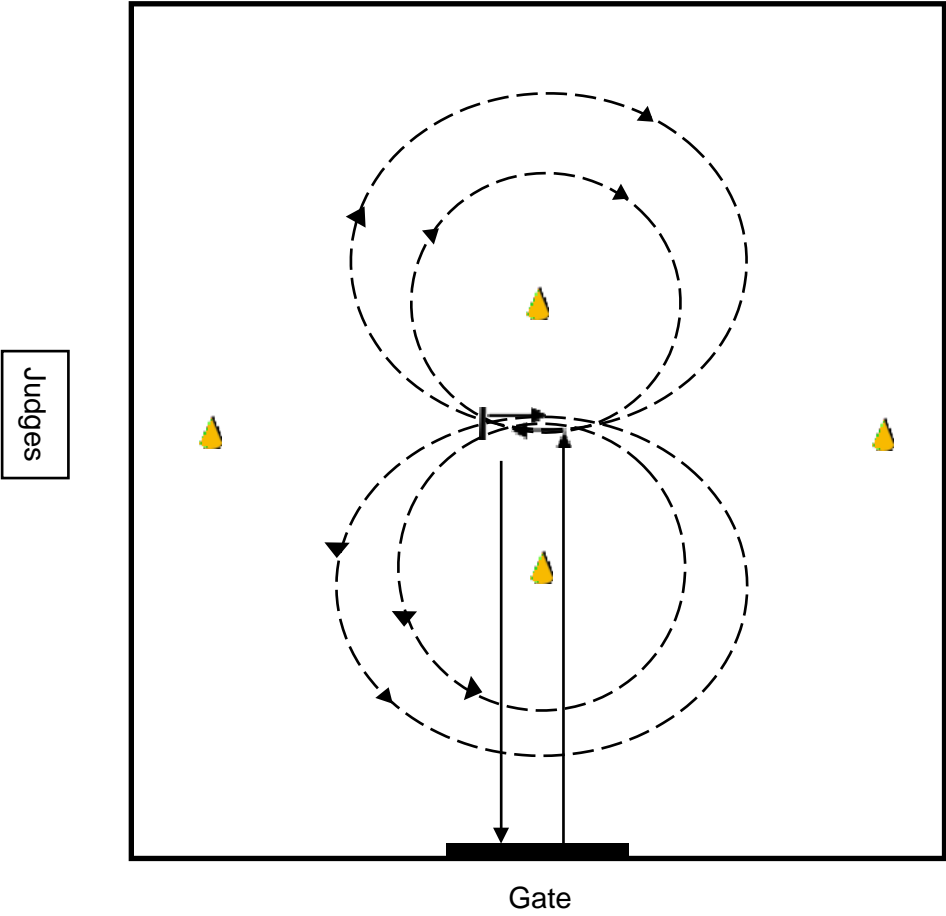
LEVEL: Novice

PATTERN: 1

1. Walk to center with horse traveling at right shoulder.
2. Turn left to face judges.
3. Stop at center.
4. Trot 2 small circles to the left with horse traveling at right shoulder.
5. Change direction at center.
6. Trot 2 small circles to the right with horse traveling at right shoulder.
7. Stop at center.
8. Trot horse 2 circles around handler to the left.
9. Change direction at center.
10. Trot horse 2 circles around handler to the right.
11. Stop at center
12. Back 4 steps
Exit arena

INTERNATIONAL LIBERTY HORSE ASSOCIATION

CLASS: Liberty Horse
LEVEL: Novice
PATTERN: 1



INTERNATIONAL LIBERTY HORSE ASSOCIATION

CLASS: Liberty Horse

LEVEL: Novice

PATTERN: 2

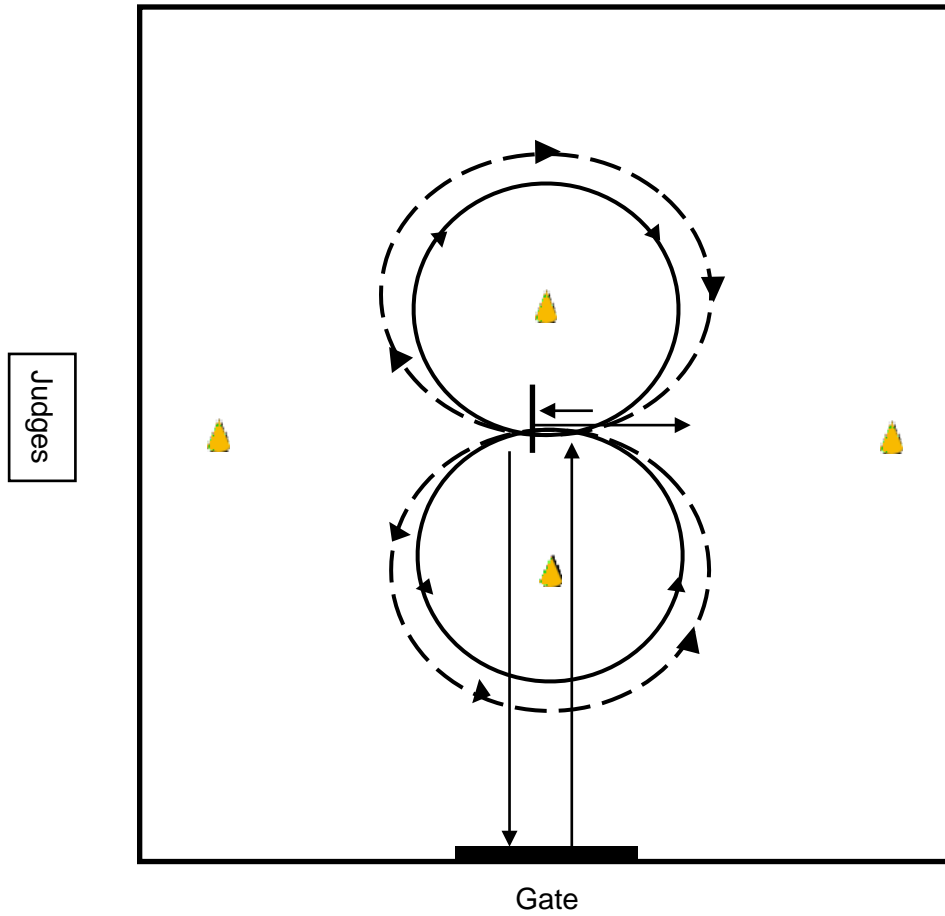
1. Walk to center with horse traveling at right shoulder.
2. Turn left to face judges.
3. Stop at center.
4. Back 4 steps.
5. Walk 1 small circle to the right with horse traveling at right shoulder.
6. Trot 1 small circle to the right with horse traveling at right shoulder.
7. Stop at center.
8. Walk 1 small circle to the left with horse traveling at right shoulder.
9. Trot 1 small circle to the left with horse traveling at right shoulder.
10. Stop at center.
11. Trot horse 2 circles around handler to the left.
12. Change direction at center.
13. Trot horse 2 circles around handler to the right.
14. Stop at center
Exit arena

INTERNATIONAL LIBERTY HORSE ASSOCIATION

CLASS: Liberty Horse

LEVEL: Novice

PATTERN: 2



INTERNATIONAL LIBERTY HORSE ASSOCIATION

CLASS: Liberty Horse

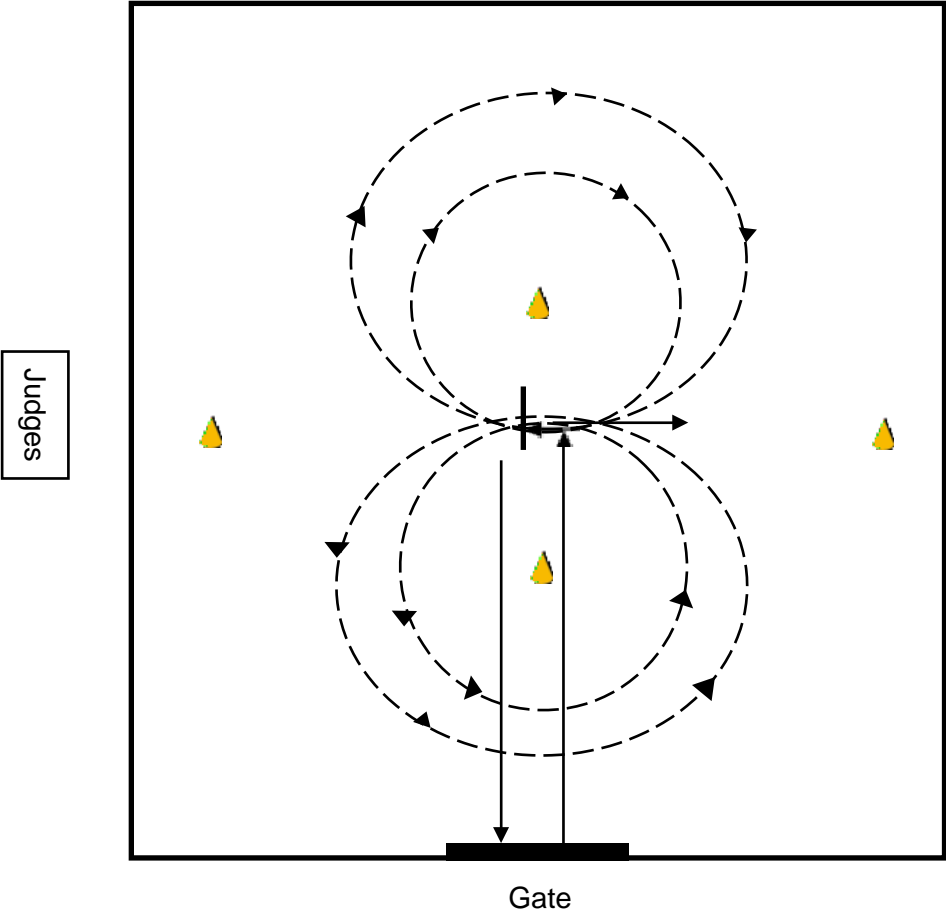
LEVEL: Novice

PATTERN: 3

1. Walk to center with horse traveling at right shoulder.
2. Turn left to face judges.
3. Stop at center.
4. Trot 1 small circle to the left with horse traveling at right shoulder.
5. Change direction at center.
6. Trot 1 small circle to the right with horse traveling at right shoulder.
7. Stop at center.
8. Trot horse 2 circles around handler to the left.
9. Change direction at center.
10. Trot horse 2 circles around handler to the right.
11. Stop at center.
12. Back 4 steps
Exit arena

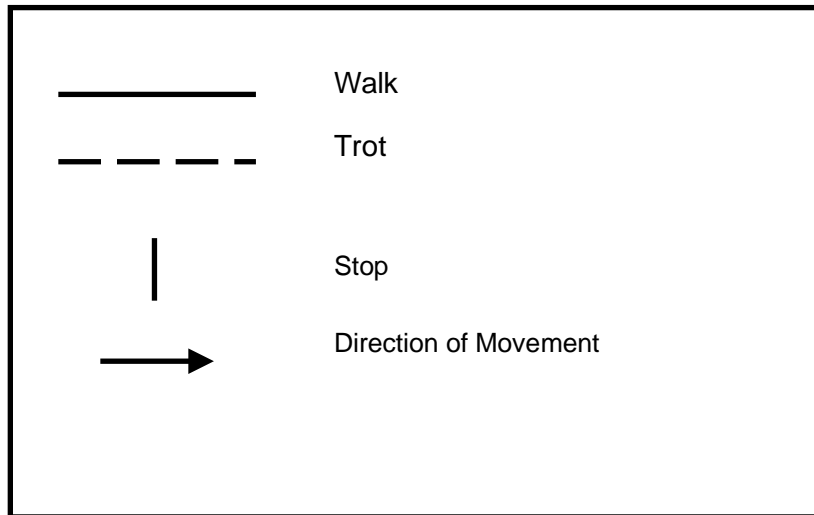
INTERNATIONAL LIBERTY HORSE ASSOCIATION

CLASS: Liberty Horse
LEVEL: Novice
PATTERN: 3



INTERNATIONAL LIBERTY HORSE ASSOCIATION

LEGEND FOR PATTERNS



INTERNATIONAL LIBERTY HORSE ASSOCIATION

CLASS: Liberty Horse

LEVEL: Intermediate

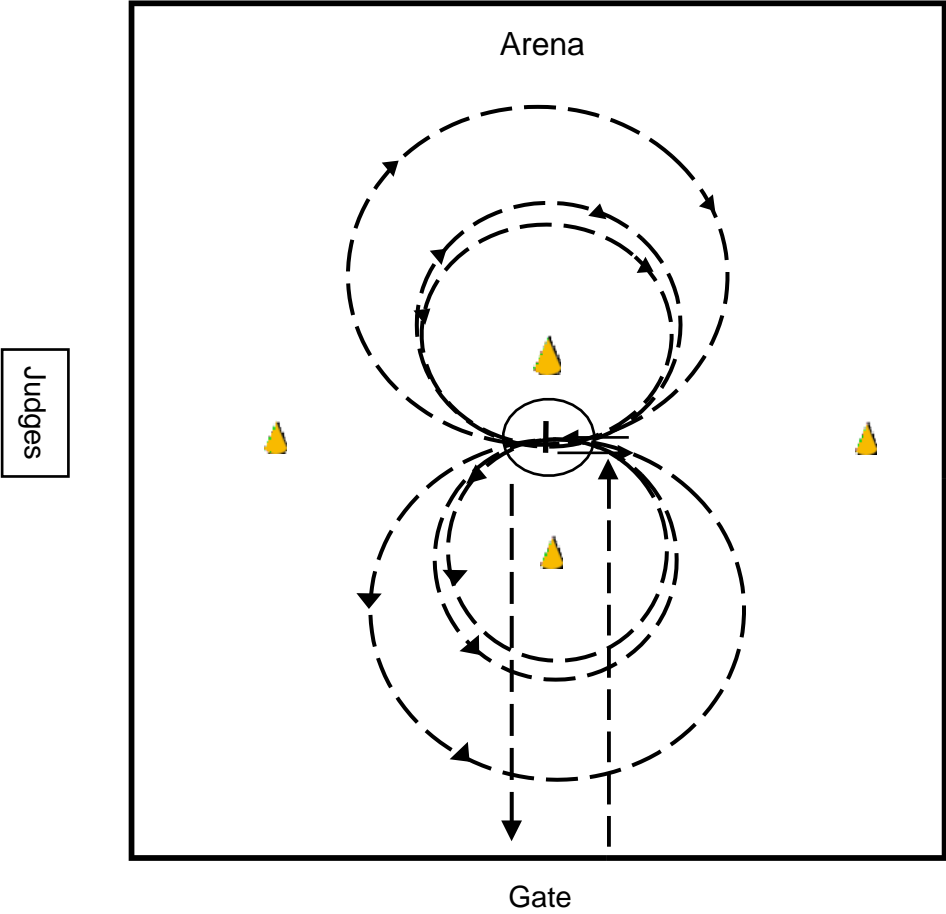
PATTERN:1

1. Trot to center with horse traveling at right shoulder.
2. Turn left to face judges.
3. Stop at center.
4. Trot 2 small circles to the left with horse traveling at right shoulder.
5. Change direction at center.
6. Trot 2 small circles to the right with horse traveling at right shoulder.
7. Stop at center.
8. Demonstrate a stop cue and walk 1 circle around horse either direction.
9. Trot horse 2 small circles around handler to the left.
10. Trot horse 2 large circles around handler to the left.
11. Change direction at center.
12. Trot horse 2 small circles around handler to the right.
13. Trot horse 2 large circles around handler to the right.
14. Stop at center.
15. Back 4 steps.

Exit arena

INTERNATIONAL LIBERTY HORSE ASSOCIATION

CLASS: Liberty Horse
LEVEL: Intermediate
PATTERN: 1



INTERNATIONAL LIBERTY HORSE ASSOCIATION

CLASS: Liberty Horse

LEVEL: Intermediate

PATTERN: 2

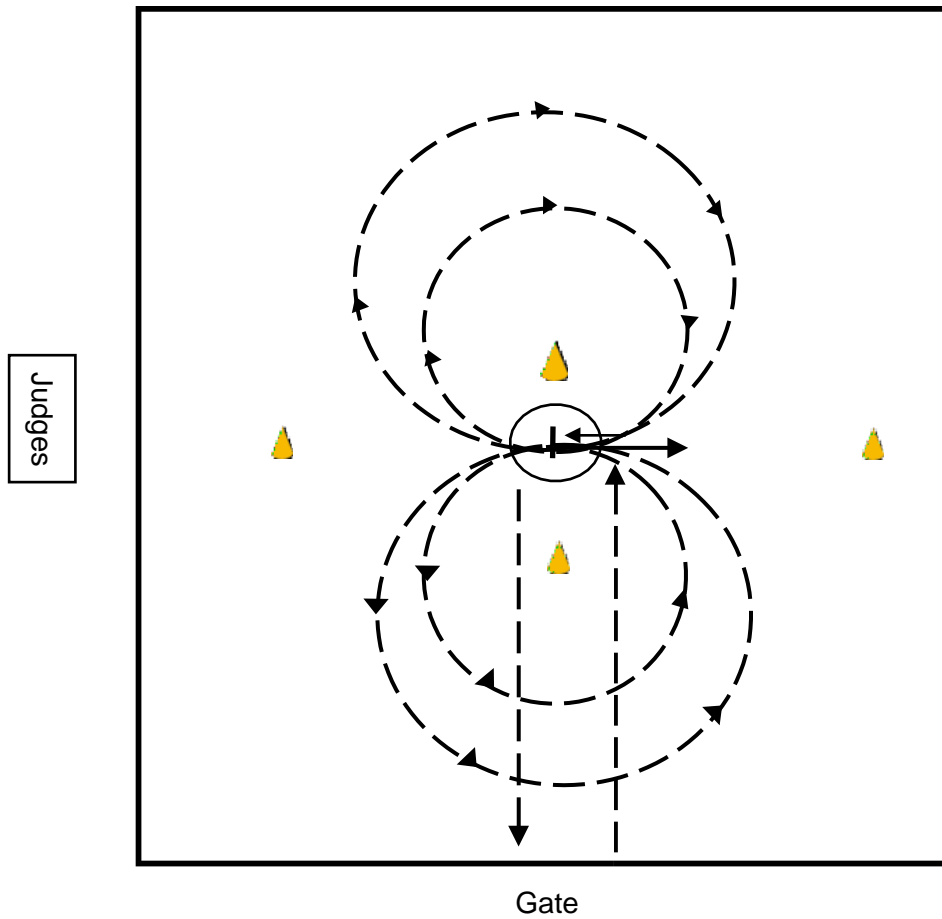
1. Trot to center with horse traveling at right shoulder.
 2. Turn left to face judges.
 3. Stop at center.
 4. Back 4 steps.
 5. Trot 1 small circle to the right with horse traveling at right shoulder.
 6. Change direction at center
 7. Trot 1 small circle to the left with horse traveling at right shoulder.
 8. Trot horse 1 small circle around handler to the left.
 9. Trot horse 1 large circle around handler to the left.
 10. Stop at center.
 11. Demonstrate a stop cue and walk 1 ½ circles around horse either direction.
 12. Trot horse 1 small circle around handler to the right.
 13. Trot horse 1 large circle around handler to the right.
 14. Stop at center.
- Exit arena

INTERNATIONAL LIBERTY HORSE ASSOCIATION

CLASS: Liberty Horse

LEVEL: Intermediate

PATTERN: 2



INTERNATIONAL LIBERTY HORSE ASSOCIATION

CLASS: Liberty Horse

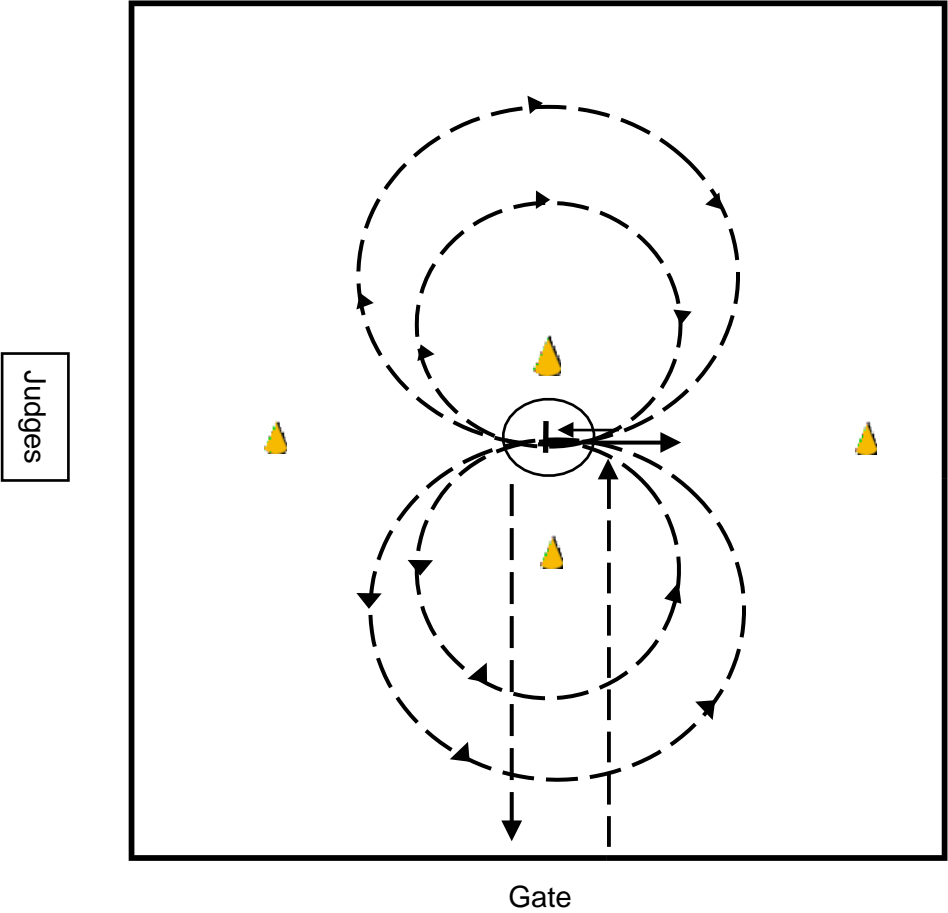
LEVEL: Intermediate

PATTERN: 3

1. Trot to center with horse traveling at right shoulder.
2. Turn left to face judges.
3. Stop at center.
4. Trot 1 small circle to the right with horse traveling at right shoulder.
5. Change direction at center.
6. Trot 1 small circle to the left with horse traveling at right shoulder.
7. Stop at center.
8. Demonstrate a stop cue and walk 1 ½ circles around horse either direction.
9. Trot horse 3 small circles around handler to the right.
10. Trot horse 1 large circle around handler to the right.
11. Change direction at center.
12. Trot horse 3 small circles around handler to the left.
13. Trot horse 1 large circle around handler to the left.
14. Stop at center.
15. Back 4 steps.
Exit arena

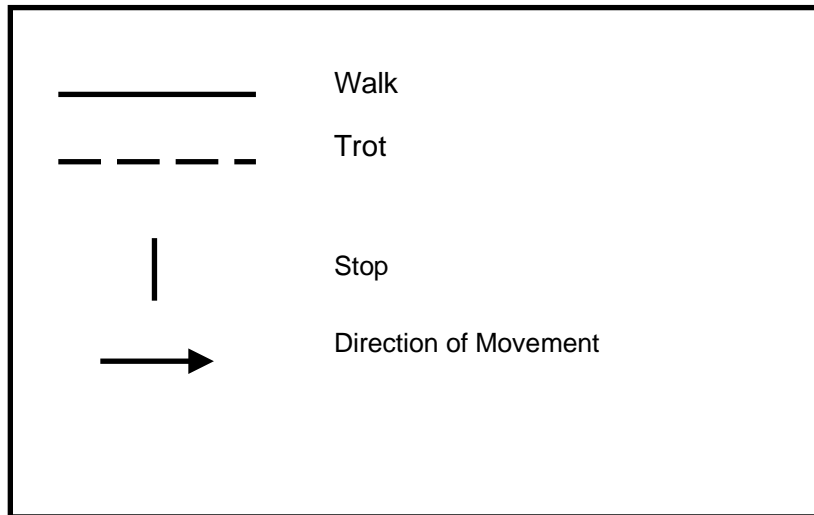
INTERNATIONAL LIBERTY HORSE ASSOCIATION

CLASS: Liberty Horse
LEVEL: Intermediate
PATTERN: 3



INTERNATIONAL LIBERTY HORSE ASSOCIATION

LEGEND FOR PATTERNS



INTERNATIONAL LIBERTY HORSE ASSOCIATION

CLASS: Liberty Horse
LEVEL: Distinguished
PATTERN: 1

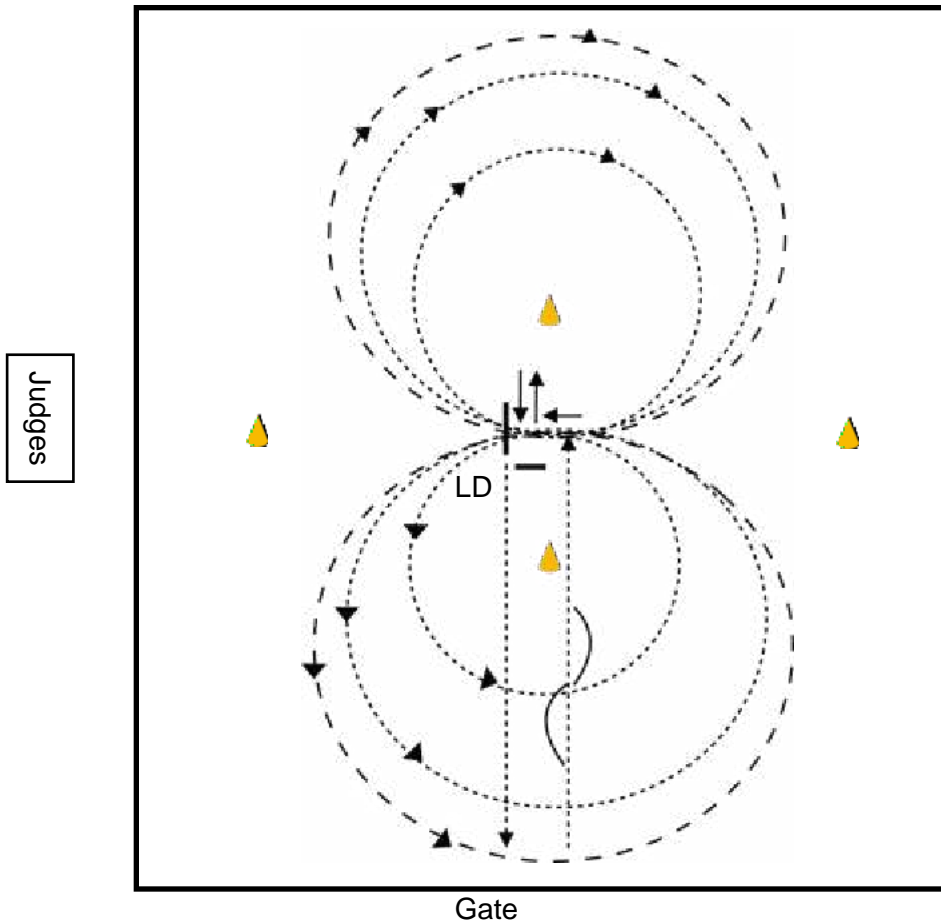
1. Trot to center with horse traveling at right shoulder.
2. Switch horse from right shoulder, to left shoulder, to right shoulder while trotting.
3. Turn left to face judges.
4. Stop at center.
5. Trot 1 large circle to the left with horse traveling at right shoulder.
6. Change direction at center, and switch shoulders.
7. Trot 1 large circle to the right with horse traveling at left shoulder.
8. Trot horse 2 small circles around handler to the right.
9. Trot horse 2 large circles around handler to the right.
10. Canter horse 2 large circles around handler to the right.
11. Change direction at center, at the trot.
12. Trot horse 2 small circles around handler to the left.
13. Trot horse 2 large circles around handler to the left.
14. Canter horse 2 large circles around handler to the left.
15. Stop at center.
16. Side pass horse 4 steps to the right—away from handler.
17. Side pass horse 4 steps to the left—towards handler.
18. Pivot horse 90 degrees to the left.
19. Demonstrate a stop cue, walk away from horse.
20. Call horse to handler.
21. Lay horse down.
22. Pause, stand horse up.
Exit arena.

INTERNATIONAL LIBERTY HORSE ASSOCIATION

CLASS: Liberty Horse

LEVEL: Distinguished

PATTERN: 1



INTERNATIONAL LIBERTY HORSE ASSOCIATION

CLASS: Liberty Horse

LEVEL: Distinguished

PATTERN: 2

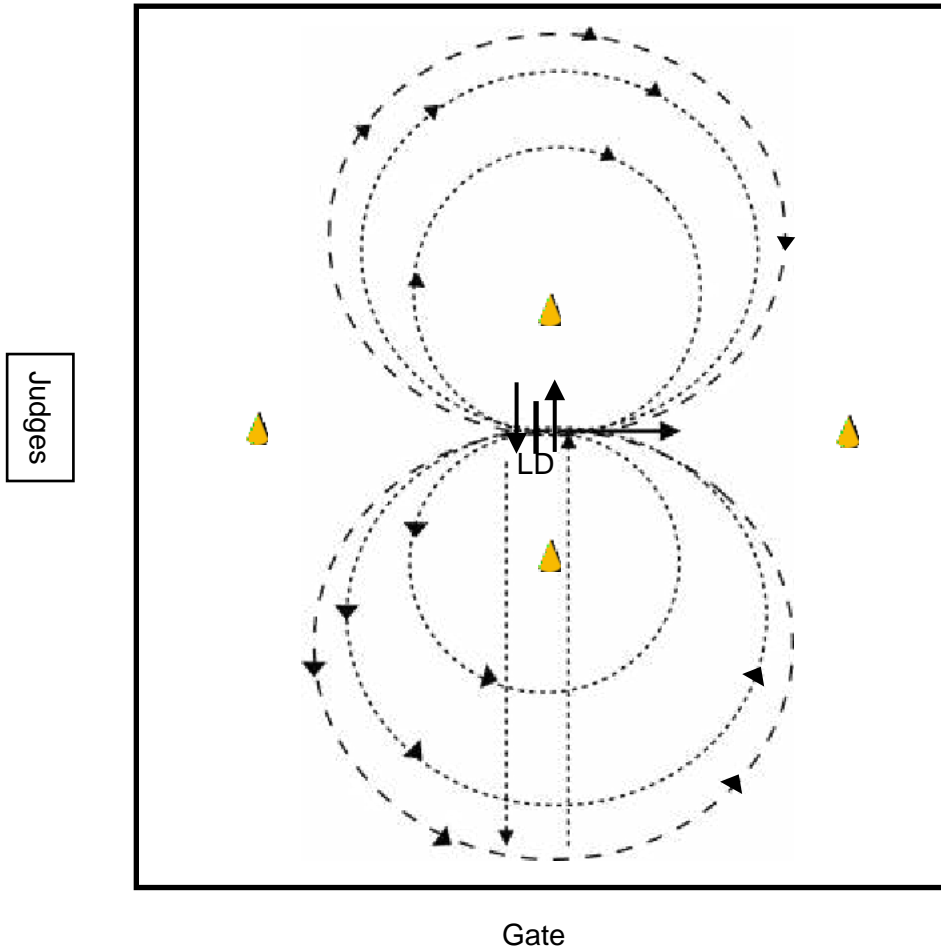
1. Trot to center with horse traveling at right shoulder.
2. Turn left to face judges.
3. Stop at center.
4. Side pass 6 steps to the left.
5. Side pass 6 steps to the right.
6. Trot 1 large circle to the right with horse traveling at right shoulder.
7. Change direction at center, and switch shoulders.
8. Trot 1 large circle to the left with horse traveling at left shoulder.
9. Stop at center.
10. Pivot horse 90 degrees to the left.
11. Demonstrate a stop cue and walk 1 circle around horse, either direction.
12. Pivot horse 90 degrees to the right.
13. Trot horse 2 small circles around handler to the left.
14. Trot horse 1 large circle around handler to the left.
15. Canter horse 1 large circle around handler to the left.
16. Stop at center.
17. Lay horse down.
18. Pause, stand horse up.
19. Trot horse 2 small circles around handler to the right.
20. Trot horse 1 large circle around handler to the right.
21. Canter horse 1 large circle around handler to the right.
22. Stop at center.
23. Demonstrate a stop cue, walk away from horse.
24. Call horse to handler.
Exit arena.

INTERNATIONAL LIBERTY HORSE ASSOCIATION

CLASS: Liberty Horse






LEVEL: Distinguished

PATTERN: 2



INTERNATIONAL LIBERTY HORSE ASSOCIATION

LEGEND FOR PATTERNS

	Walk
	Trot
	Canter
LD	Lay Down
	Stop
	Direction of Movement

INTERNATIONAL LIBERTY HORSE ASSOCIATION

CLASS: Liberty Horse

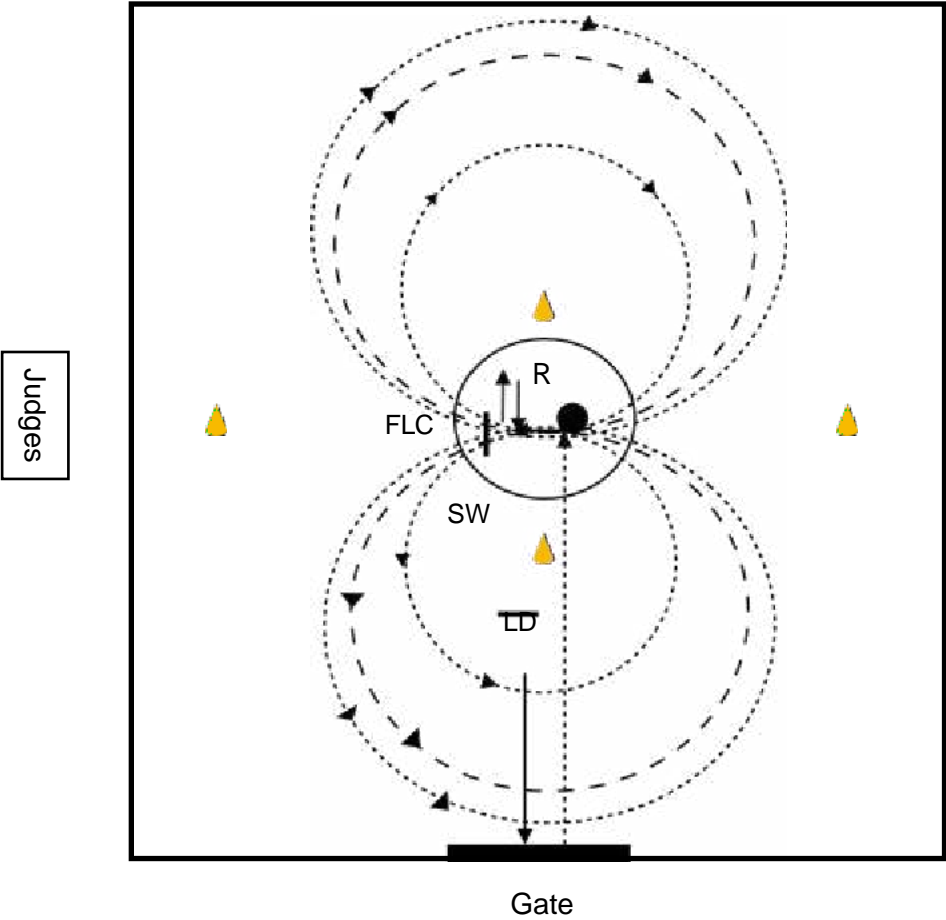
LEVEL: Advanced

PATTERN: 1

1. Handler enter arena and remain at center.
2. Liberty horse sent in from gate, to handler.
3. Turn left to face judges, trot to center with Liberty horse traveling at right shoulder.
4. Stop at center.
5. Trot horse 2 small circles around handler to the left.
6. Canter horse 2 large circles around handler to the left.
7. Trot horse 1 large circle around handler to the left.
8. Stop at center.
9. Demonstrate a stop cue and walk 1 circle around horse, either direction.
10. Rear horse.
11. Trot horse 2 small circles around handler to the right.
12. Canter horse 2 large circles around handler to the right.
13. Trot horse 1 large circle around handler to the right.
14. Stop at center.
15. Canter on the left lead.
16. Demonstrate 1 flying lead change to the right lead.
(For highest degree of difficulty, complete lead change on the straight line.)
17. Demonstrate 1 flying lead change back to the left lead.
(For highest degree of difficulty, complete lead change on the straight line.)
18. Stop at center.
19. Side pass horse 4 steps to the right—away from handler.
20. Side pass horse 4 steps to the left—towards handler.
21. Pivot 90 degrees to the left.
22. Demonstrate at least 6 steps of the Spanish walk.
23. Demonstrate a stop cue and walk away from horse.
24. Call horse to handler.
25. Lay horse down.
26. Pause, stand horse up.
Exit arena.

INTERNATIONAL LIBERTY HORSE ASSOCIATION

CLASS: Liberty Horse
LEVEL: Advanced
PATTERN: 1



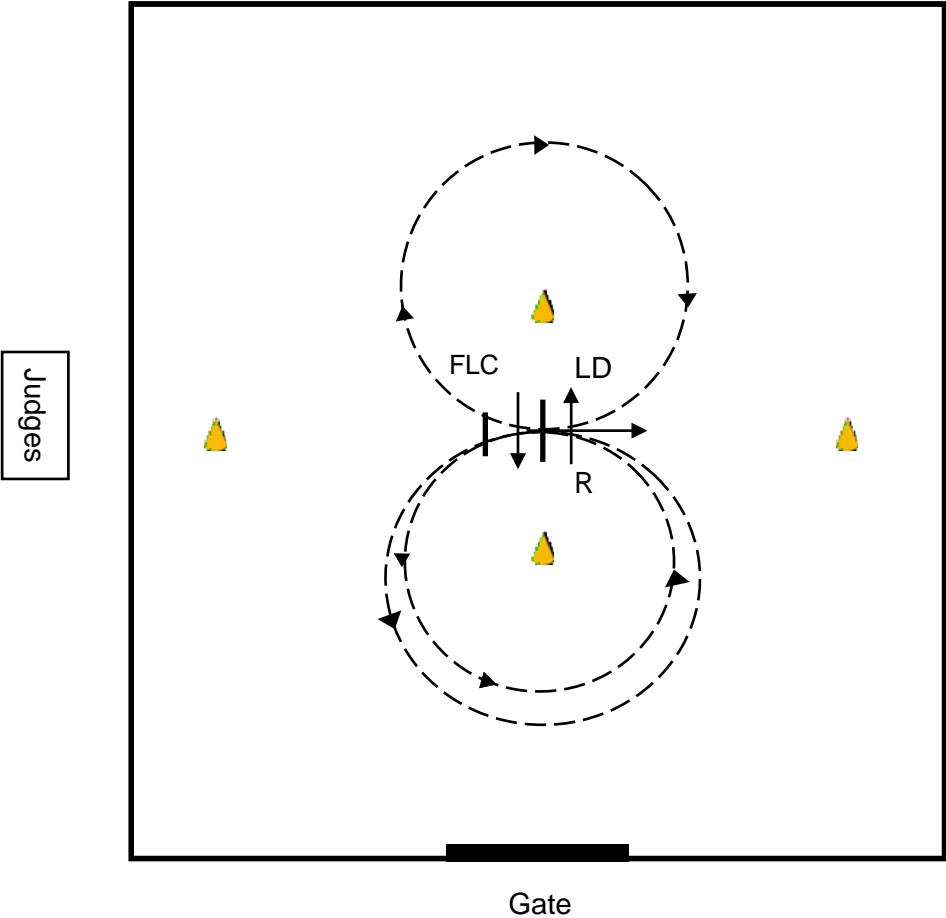
INTERNATIONAL LIBERTY HORSE ASSOCIATION

CLASS: Liberty Horse
LEVEL: Advanced
PATTERN: 2

1. Handler enter arena and remain at center.
2. Liberty horse sent in from gate, to handler.
3. Turn left to face judges, trot to center with Liberty horse traveling at right shoulder.
4. Stop at center.
5. Demonstrate a stop cue and walk 1 circle around horse, either direction.
6. Rear horse.
7. Move to horse's right side.
8. Trot horse 2 small circles around handler to the right.
9. Canter horse 2 small circles around handler to the right.
10. Change direction at center.
11. Trot horse 2 small circles around handler to the left.
12. Canter horse 2 small circles around handler to the left.
13. Stop at center.
14. Pivot horse 90 degrees to the left.
15. Lay horse down.
16. Pause, stand horse up.
17. Pivot horse 90 degrees to the right.
18. Canter on the left lead.
19. Demonstrate 1 flying lead change to the right lead.
(For highest degree of difficulty, complete lead change on the straight line.)
20. Demonstrate 1 flying lead change back to the left lead.
(For highest degree of difficulty, complete lead change on the straight line.)
21. Stop at center.
22. Side pass horse 6 steps to the right—away from handler.
23. Side pass horse 6 steps to the left—towards handler.
24. Demonstrate a stop cue and walk away from horse.
25. Call horse to handler.
26. Demonstrate at least 6 steps of the Spanish walk.
Exit arena.






INTERNATIONAL LIBERTY HORSE ASSOCIATION

CLASS: Liberty Horse
LEVEL: Advanced
PATTERN: 2



INTERNATIONAL LIBERTY HORSE ASSOCIATION

LEGEND FOR PATTERNS

	Walk
	Trot
	Canter
FLC	Flying Lead Change
LD	Lay Down
R	Rear
SW	Spanish Walk
	Stop
	Direction of Movement

INTERNATIONAL LIBERTY HORSE ASSOCIATION

CLASS: Minimal Movement Liberty

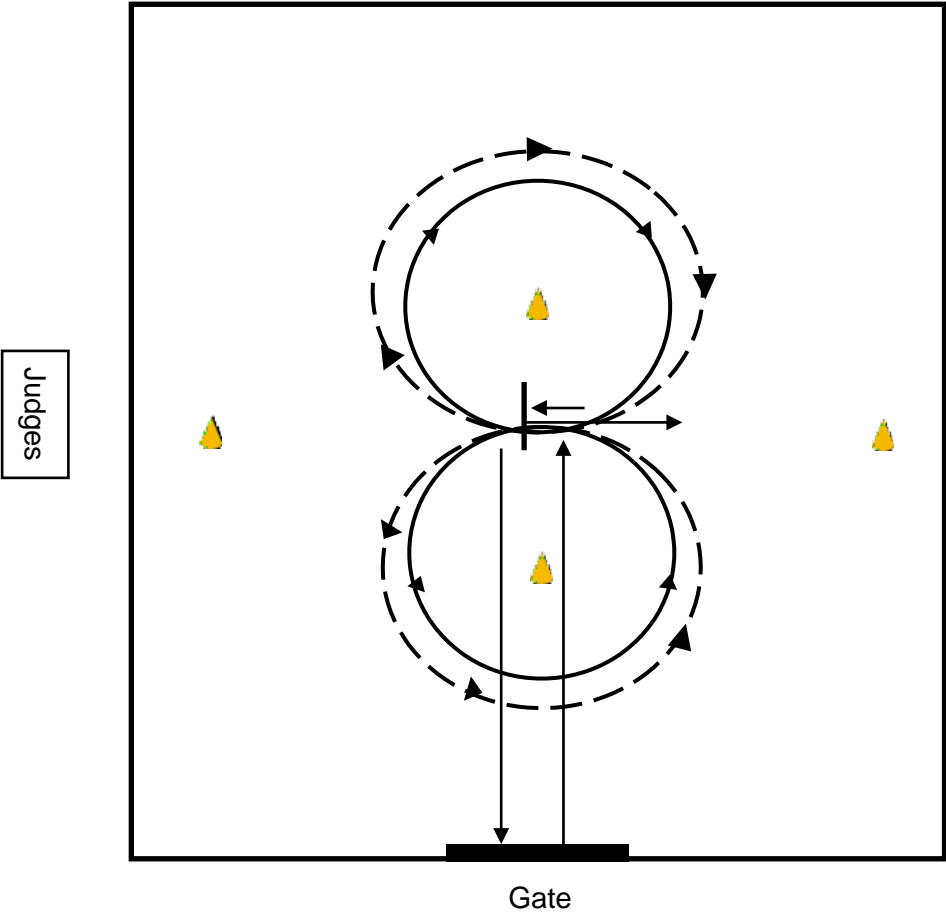
LEVEL: Novice

PATTERN: 1

1. Walk to center of arena with horse at right shoulder.
2. Turn left to face judges.
3. Stop at center.
4. Walk 1 small circle to the left with horse traveling at right shoulder.
5. Walk 1 small circle to the right with horse traveling at right shoulder.
6. Stop at center.
7. Trot horse 2 small circles around handler to the left.
8. Stop at center.
9. Trot horse 2 small circles around handler to the right.
10. Stop horse at center.
11. Back 4 steps.
12. Exit arena at a walk.

INTERNATIONAL LIBERTY HORSE ASSOCIATION

CLASS: Minimal Movement Liberty
LEVEL: Novice
PATTERN: 1



INTERNATIONAL LIBERTY HORSE ASSOCIATION

CLASS: Minimal Movement Liberty

LEVEL: Novice

PATTERN: 2

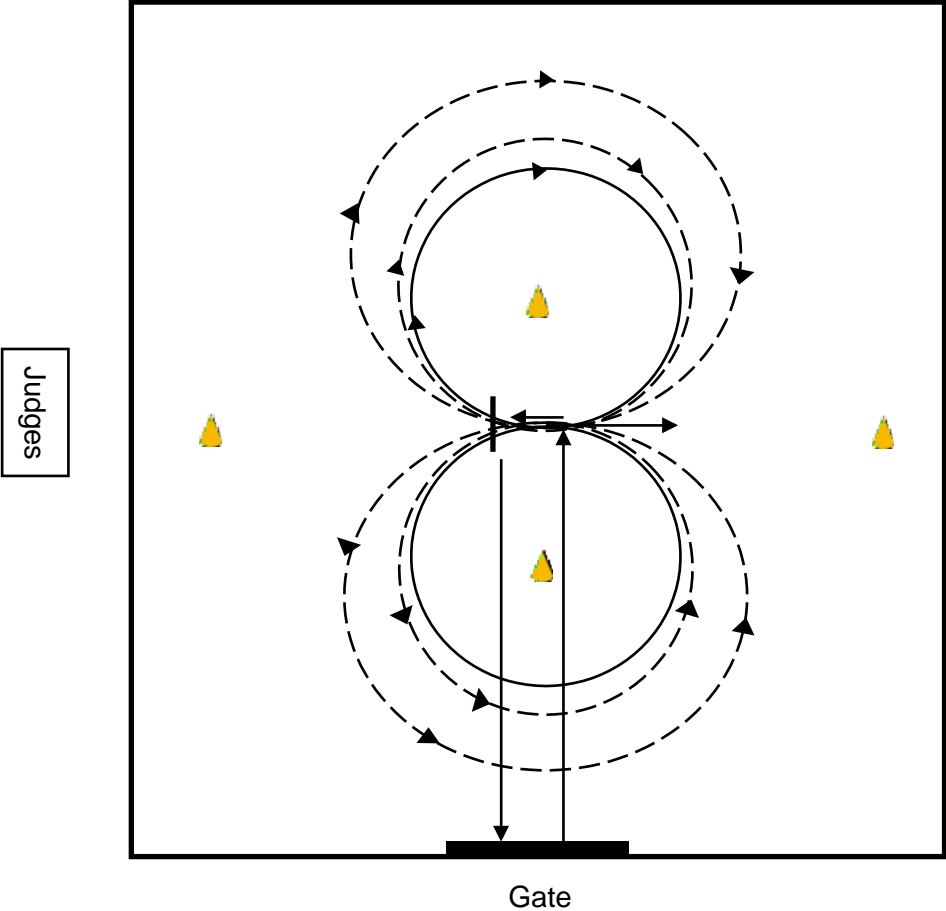
1. Walk to center of arena with horse at right shoulder.
2. Turn left to face judges.
3. Stop at center.
4. Back 4 steps.
5. Walk 1 small circle right with horse at right shoulder.
6. Walk 1 small circle left with horse at right shoulder.
7. Trot horse 2 small circles around handler to the left.
8. Trot horse 1 large circle around handler to the left.
9. Stop at center.
10. Trot horse 2 small circles around handler to the right.
11. Trot horse 1 large circle around handler to the right.
12. Stop at center.
13. Exit arena at a walk.

INTERNATIONAL LIBERTY HORSE ASSOCIATION

CLASS: Minimal Movement Liberty

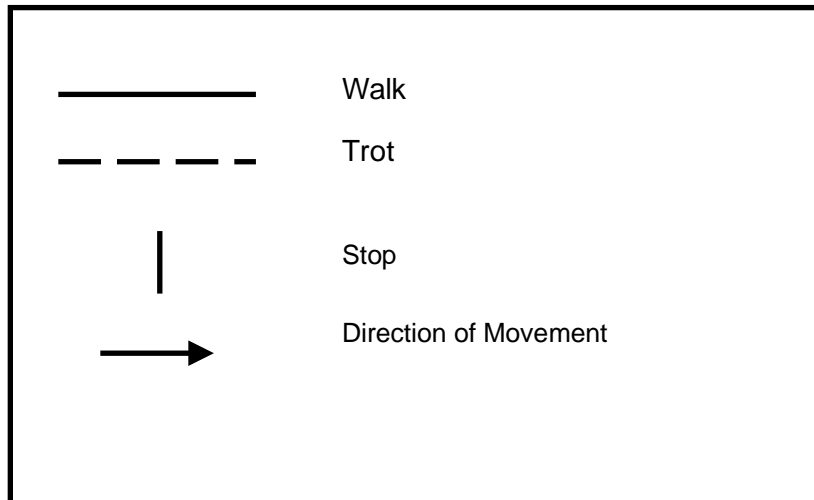
LEVEL: Novice

PATTERN: 2



INTERNATIONAL LIBERTY HORSE ASSOCIATION

LEGEND FOR PATTERNS



INTERNATIONAL LIBERTY HORSE ASSOCIATION

CLASS: Minimal Movement Liberty

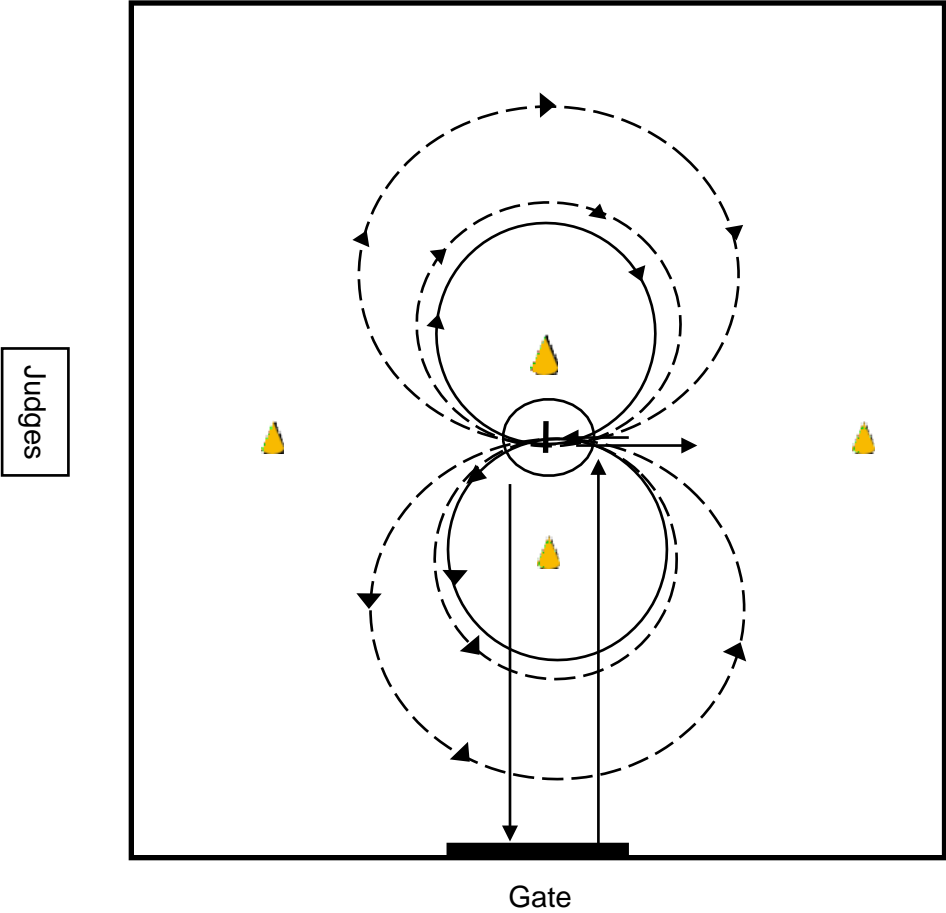
LEVEL: Intermediate

PATTERN: 1

1. Walk to center of arena with horse at right shoulder.
2. Turn left to face judge.
3. Stop at center.
4. Walk 1 small circle to the left with horse traveling at right shoulder.
5. Walk 1 small circle to the right with horse traveling at right shoulder.
6. Stop at center.
7. Demonstrate a stop cue and walk 1 circle around horse either direction.
8. Trot horse 2 small circles around handler to the left.
9. Trot horse 2 large circles around handler to the left.
10. Stop at center.
11. Trot horse 2 small circles around handler to the right.
12. Trot horse 2 large circles around handler to the right.
13. Stop horse at center.
14. Back horse 4 steps.
15. Exit arena at a walk.

INTERNATIONAL LIBERTY HORSE ASSOCIATION

CLASS: Minimal Movement Liberty
LEVEL: Intermediate
PATTERN: 1



INTERNATIONAL LIBERTY HORSE ASSOCIATION

CLASS: Minimal Movement Liberty

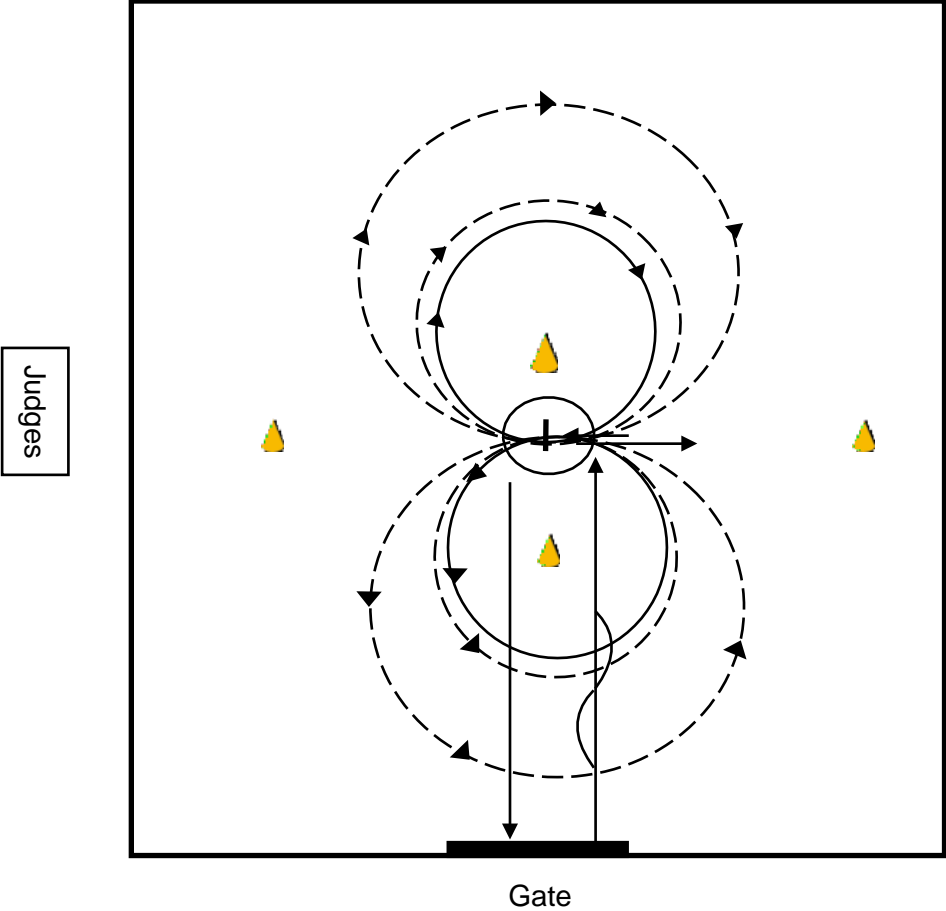
LEVEL: Intermediate

PATTERN: 2

1. Walk to center of arena with horse at right shoulder.
2. Turn left to face judge.
3. Stop at center.
4. Back 4 steps.
5. Walk 1 small circle to the right with horse at right shoulder.
6. Trot horse 2 small circles around handler to the left.
7. Trot horse 1 large circle around handler to the left.
8. Stop at center.
9. Walk 1 small circle to the left with horse at right shoulder.
10. Trot horse 2 small circles around handler to the right.
11. Trot horse 1 large circle around handler to the right.
12. Stop at center.
13. Demonstrate stop cue and walk 1 small circle around horse either direction.
14. Exit arena at a walk.

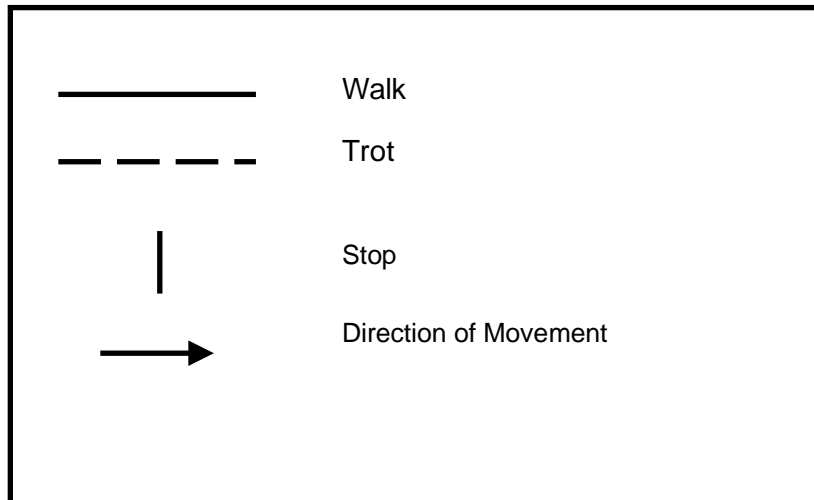
INTERNATIONAL LIBERTY HORSE ASSOCIATION

CLASS: Minimal Movement Liberty
LEVEL: Intermediate
PATTERN: 2



INTERNATIONAL LIBERTY HORSE ASSOCIATION

LEGEND FOR PATTERNS



INTERNATIONAL LIBERTY HORSE ASSOCIATION

CLASS: Minimal Movement Liberty

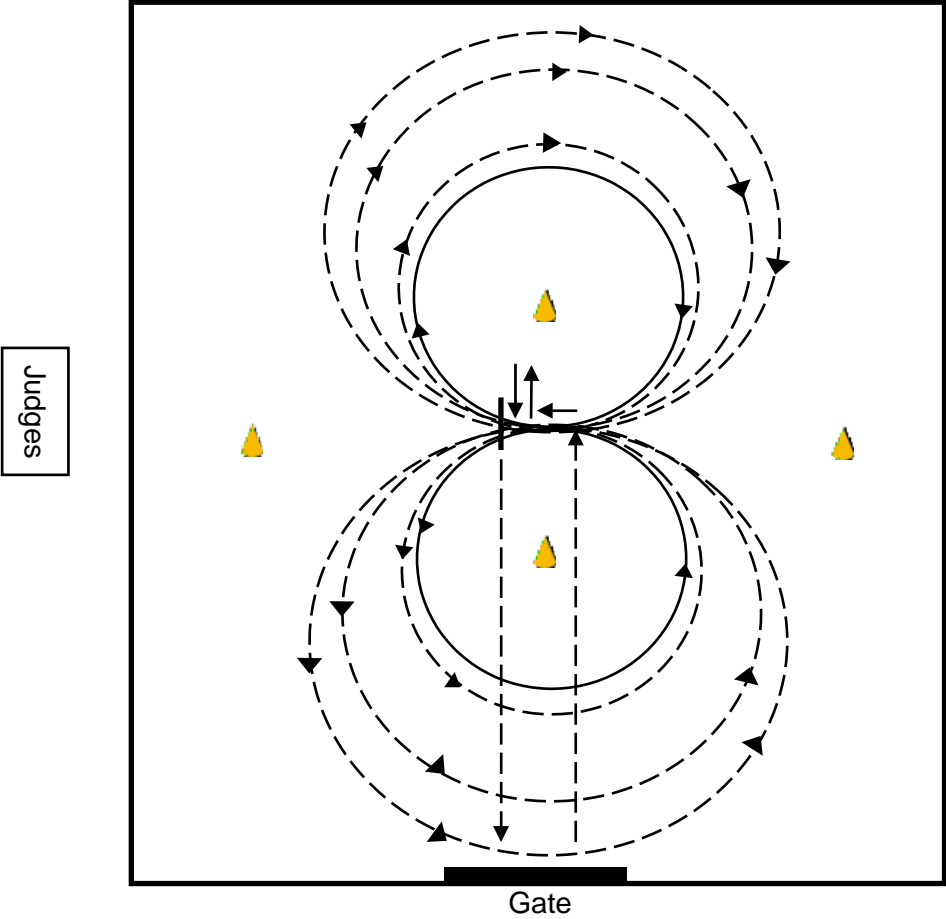
LEVEL: Distinguished

PATTERN: 1

1. Walk to center of arena with horse at right shoulder.
2. Switch horse from right shoulder to left while walking.
3. Switch horse from left shoulder to right while walking.
4. Turn left to face judge.
5. Stop at center.
6. Walk 1 small circle to the left with horse traveling at right shoulder.
7. Switch horse from right shoulder to left through center.
8. Walk 1 small circle to the right with horse traveling at left shoulder.
9. Trot horse 2 small circles around handler to the right.
10. Trot horse 1 large circle around handler to the right.
11. Canter horse 1 large circle around handler to the right.
12. Stop at center.
13. Trot horse 2 small circles around handler to the left.
14. Trot horse 1 large circle around handler to the left.
15. Canter horse 1 large circle around handler to the left.
16. Stop at center.
17. Side pass horse 4 steps to the right.
18. Side pass horse 4 steps to the left.
19. Demonstrate a stop cue and walk away from horse.
20. Call horse to handler.
21. Exit arena at a walk.

INTERNATIONAL LIBERTY HORSE ASSOCIATION

CLASS: Minimal Movement Liberty
LEVEL: Distinguished
PATTERN: 1



INTERNATIONAL LIBERTY HORSE ASSOCIATION

CLASS: Minimal Movement Liberty

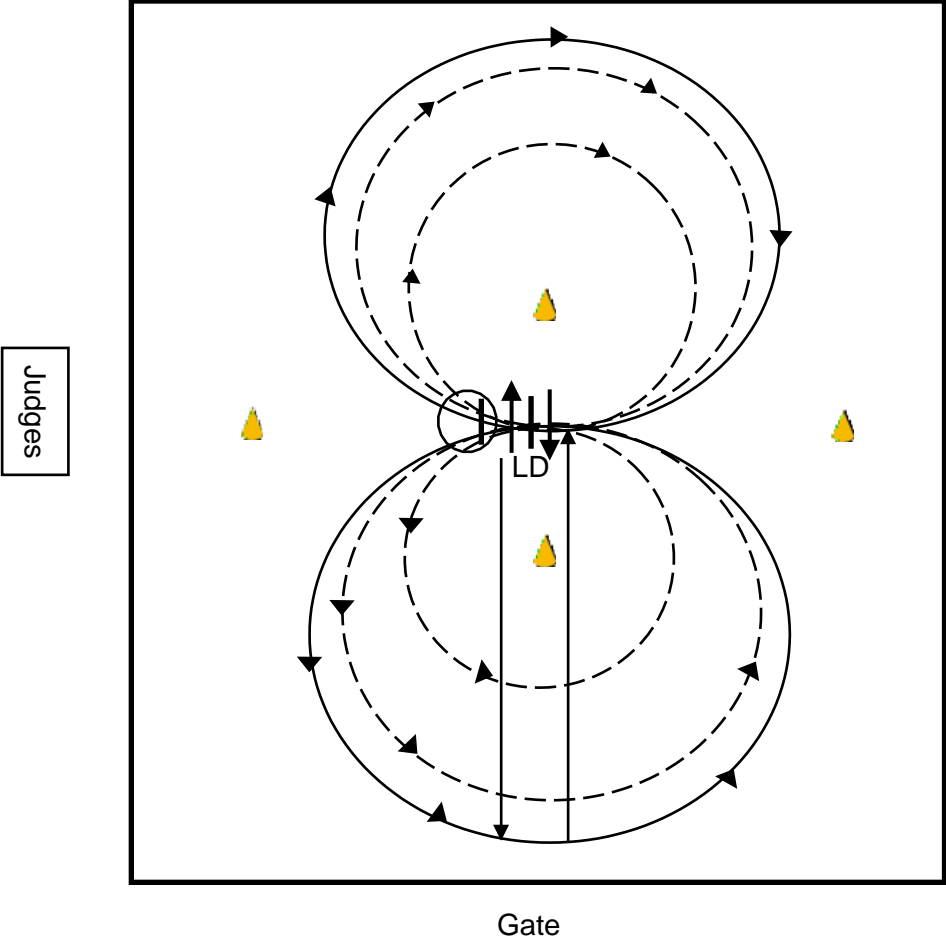
LEVEL: Distinguished

PATTERN: 2

1. Walk to center of arena with horse at right shoulder.
2. Turn left to face judges.
3. Stop at center.
4. Side pass 6 steps to the left.
5. Side pass 6 steps to the right.
6. Walk 1 large circle to the right with horse traveling at right shoulder.
7. Walk 1 large circle to the left with horse traveling at right shoulder.
8. Stop at center.
9. Pivot horse 90 degrees to the left on haunches or forehand.
10. Demonstrate a stop cue and walk 1 full circle around horse.
11. Pivot horse 90 degrees to the right on haunches or forehand.
12. Trot horse 2 small circles around handler to the left.
13. Trot horse 1 large circle around handler to the left.
14. Stop at center.
15. Lay horse down.
16. After 5 seconds, stand horse up.
17. Trot horse 2 small circles around handler to the right.
18. Trot horse 1 large circle around handler to the right.
19. Stop at center.
20. Walk away 10 steps.
21. Call horse to you.
22. Exit arena at a walk.






INTERNATIONAL LIBERTY HORSE ASSOCIATION

CLASS: Minimal Movement Liberty
LEVEL: Distinguished
PATTERN: 2



INTERNATIONAL LIBERTY HORSE ASSOCIATION

LEGEND FOR PATTERNS

	Walk
	Trot
	Canter
LD	Lay Down
	Stop
	Direction of Movement

INTERNATIONAL LIBERTY HORSE ASSOCIATION

CLASS: Liberty from a Ridden Horse

LEVEL: Novice

PATTERN: 1

1. Walk to center with Liberty horse traveling on the right side of the ridden horse.
2. Turn left to face judges.
3. Stop at center.
4. Walk 1 small circle to the right with Liberty horse traveling on the right side of the ridden horse.
5. Trot 2 small circles to the right with Liberty horse traveling on the right side of the ridden horse.
6. Trot 1 large circle to the right with Liberty horse traveling on the right side of the ridden horse.
7. Stop at center.
8. Walk 1 small circle to the left with Liberty horse traveling on the right side of the ridden horse.
9. Trot 2 small circles to the left with Liberty horse traveling on the right side of the ridden horse.
10. Trot 1 large circle to the left with Liberty horse traveling on the right side of the ridden horse.
11. Stop at center.
12. Back both ridden and Liberty horse 4 steps together.

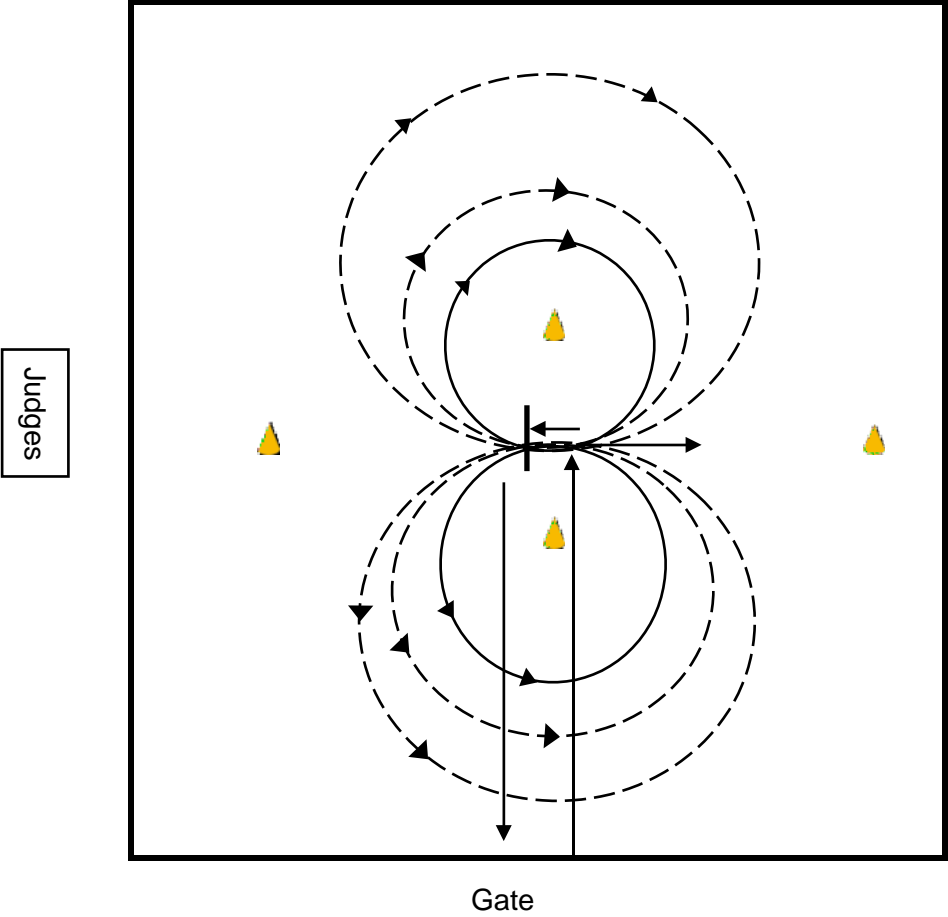
Exit arena

INTERNATIONAL LIBERTY HORSE ASSOCIATION

CLASS: Liberty from a Ridden Horse

LEVEL: Novice

PATTERN: 1



INTERNATIONAL LIBERTY HORSE ASSOCIATION

CLASS: Liberty from a Ridden Horse

LEVEL: Intermediate

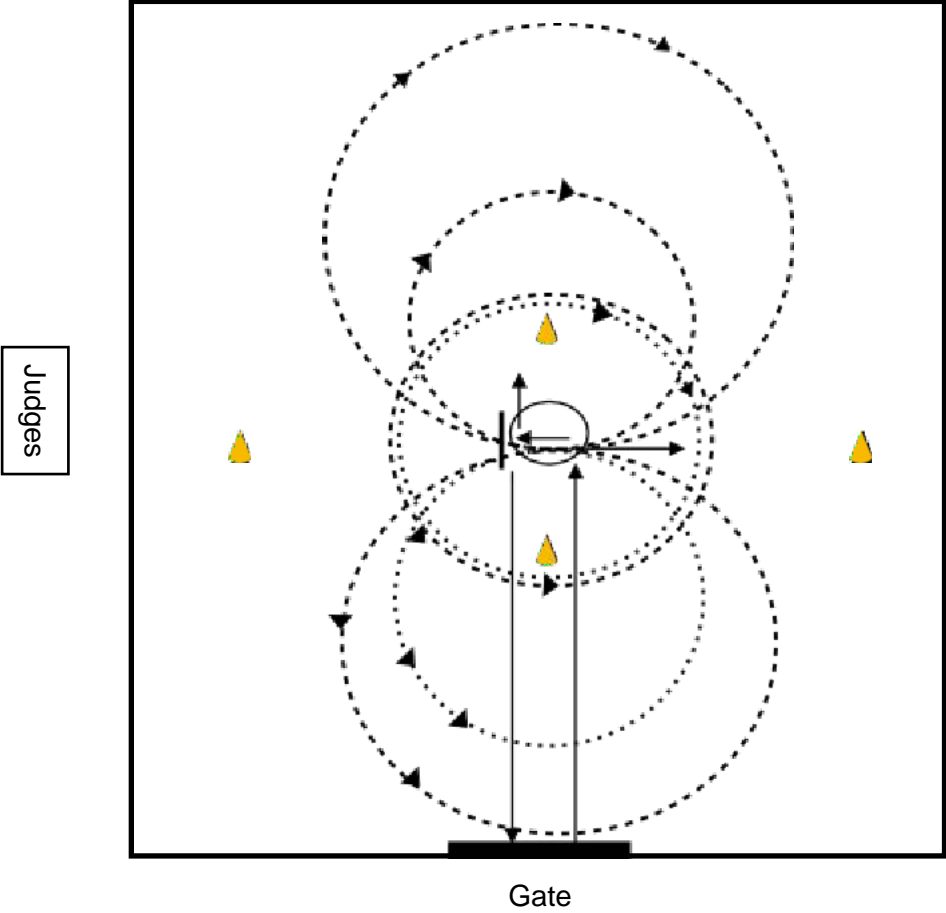
PATTERN: 1

1. Walk to center with Liberty horse traveling on the right side of the ridden horse.
2. Turn left to face judges.
3. Stop at center.
4. Trot 2 small circles to the left with Liberty horse traveling on the right side of the ridden horse.
5. Trot 2 large circles to the left with Liberty horse traveling on the right side of the ridden horse.
6. At center, trot Liberty horse 2 circles around ridden horse to the left.
7. When Liberty horse returns to center, stop Liberty horse.
8. Side pass the ridden horse to the Liberty horse.
9. Trot 2 small circles to the right with Liberty horse traveling on the right side of the ridden horse.
10. Trot 2 large circles to the right with Liberty horse traveling on the right side of the ridden horse.
11. At center, trot Liberty horse 2 circles around ridden horse to the right.
12. When Liberty horse returns to center, stop Liberty horse.
Ride the ridden horse around to original position, with Liberty horse on the right.
13. Back both ridden and Liberty horse 4 steps together.

Exit arena

INTERNATIONAL LIBERTY HORSE ASSOCIATION

CLASS: Liberty from a Ridden Horse
LEVEL: Intermediate
PATTERN: 1



INTERNATIONAL LIBERTY HORSE ASSOCIATION

CLASS: Liberty from a Ridden Horse

LEVEL: Distinguished

PATTERN: 1

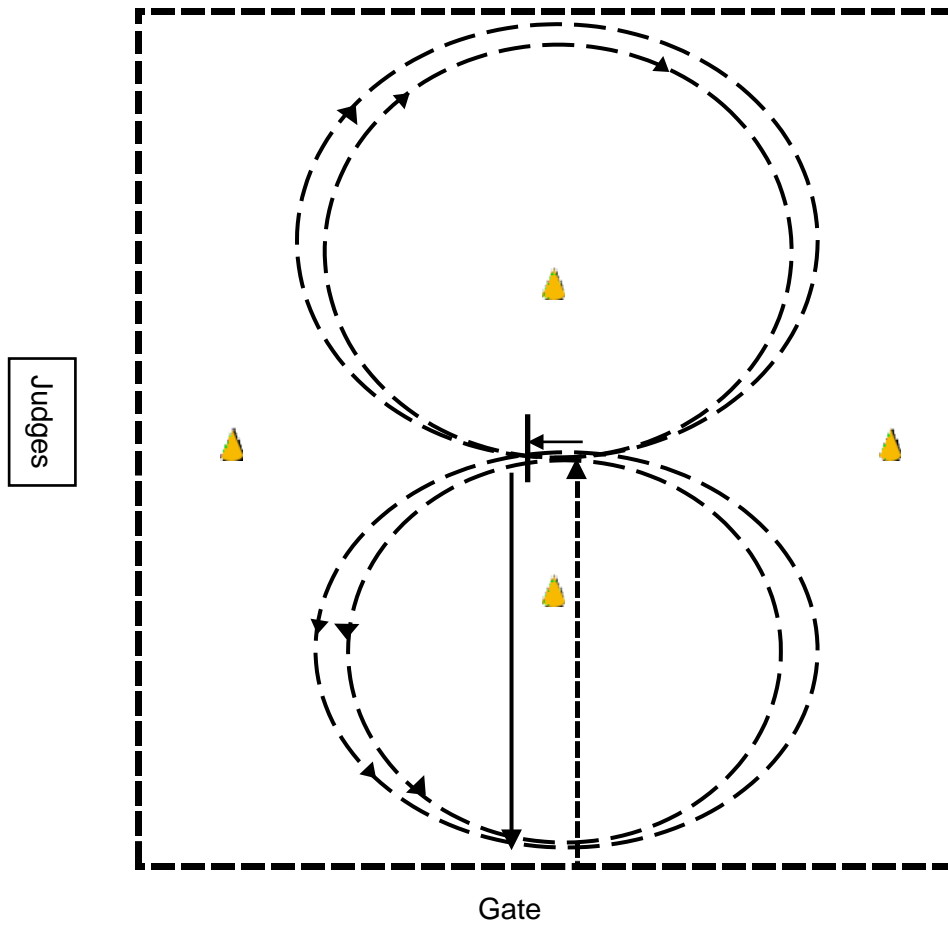
1. Trot to center with Liberty horse traveling on the right side of the ridden horse.
2. Turn left to face judges.
3. Stop at center.
4. Trot 2 large circles to the right with Liberty horse traveling on the right side of the ridden horse.
5. Change direction at center, at a trot.
6. Trot 2 large circles to the left with Liberty horse traveling on the right side of the ridden horse.
7. At center, canter both horses.
8. Canter 2 large circles to the left with Liberty horse traveling on the right side of the ridden horse.
9. Stop at center.
10. Demonstrate a stop cue and canter 1 large circle around Liberty horse, to the right.
11. Stop at center, in original position with Liberty horse on the right.
12. Canter 2 large circles to the right with Liberty horse traveling on the right side of the ridden horse.
13. Stop at center.
Exit arena

INTERNATIONAL LIBERTY HORSE ASSOCIATION

CLASS: Liberty from a Ridden Horse

LEVEL: Distinguished

PATTERN: 1



INTERNATIONAL LIBERTY HORSE ASSOCIATION

CLASS: Liberty from a Ridden Horse

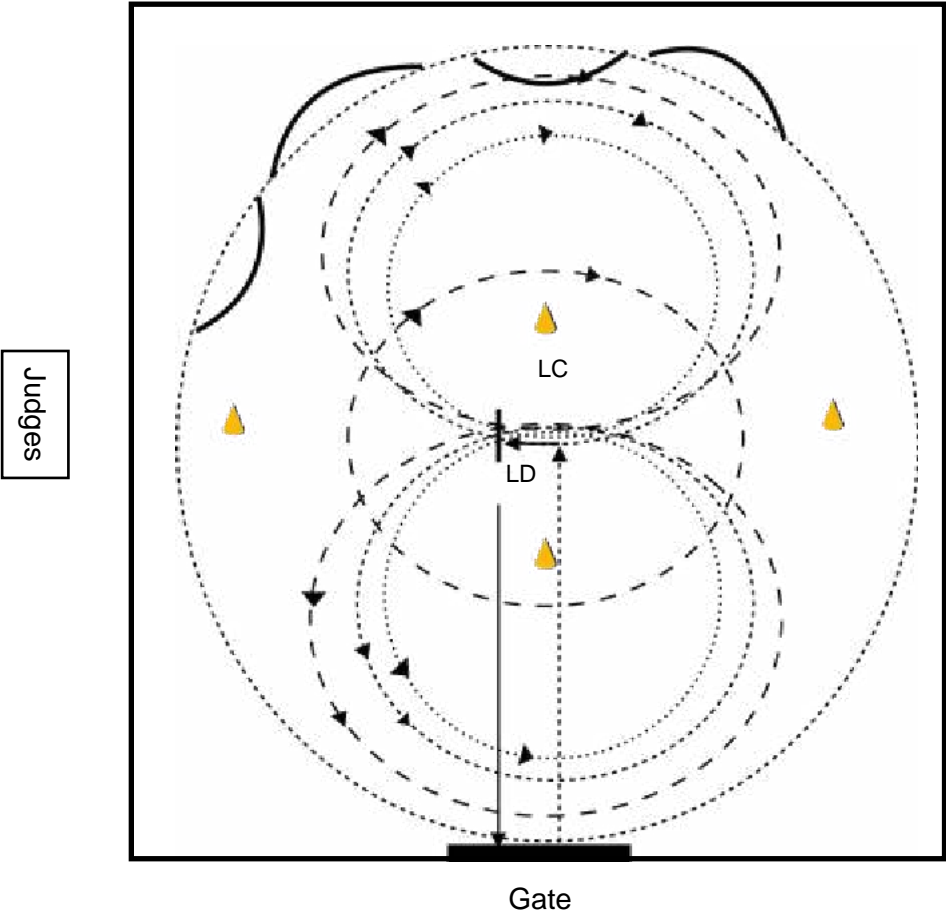
LEVEL: Advanced

PATTERN: 1

1. Trot to center with Liberty horse traveling on the right side of the ridden horse.
2. Turn left to face judges.
3. Stop at center.
4. Trot 1 small circle to the right with Liberty horse traveling on the right side of the ridden horse.
5. Trot 1 small circle to the left with Liberty horse traveling on the right side of the ridden horse.
6. At center, trot Liberty horse 2 circles around ridden horse to the left.
7. Change direction, of Liberty horse, at center.
8. Trot Liberty horse 2 circles around ridden horse to the right.
9. At center, stop Liberty horse.
10. Demonstrate a stop cue and canter 2 large circles around Liberty horse, to the right.
11. Ride ridden horse back to original position with Liberty horse on the right and stop.
12. Canter 1 large circle to the left with Liberty horse traveling on the right side of the ridden horse.
13. Change leads to the right lead at center.
14. Canter 1 large circle to the right with Liberty horse traveling on the right side of the ridden horse.
15. Stop at center.
16. Lay Liberty horse down, from the ridden horse.
17. Stand Liberty horse up.
18. Trot 1 time around perimeter of arena switching Liberty horse from traveling on the right side of the ridden horse, to traveling on the left side of the ridden horse, and back 4 times while on a circle.
19. Stop facing judges.
Exit arena.







INTERNATIONAL LIBERTY HORSE ASSOCIATION

CLASS: Liberty from a Ridden Horse
LEVEL: Advanced
PATTERN: 1



INTERNATIONAL LIBERTY HORSE ASSOCIATION

LEGEND FOR PATTERNS

	Walk
	Trot
	Canter
	Liberty horse traveling away from ridden horse
LD	Lay Down
LC	Lead Change
	Stop
	Direction of Movement

INTERNATIONAL LIBERTY HORSE ASSOCIATION

CLASS: Liberty Team (2+ horses)

LEVEL: Novice

PATTERN: 1

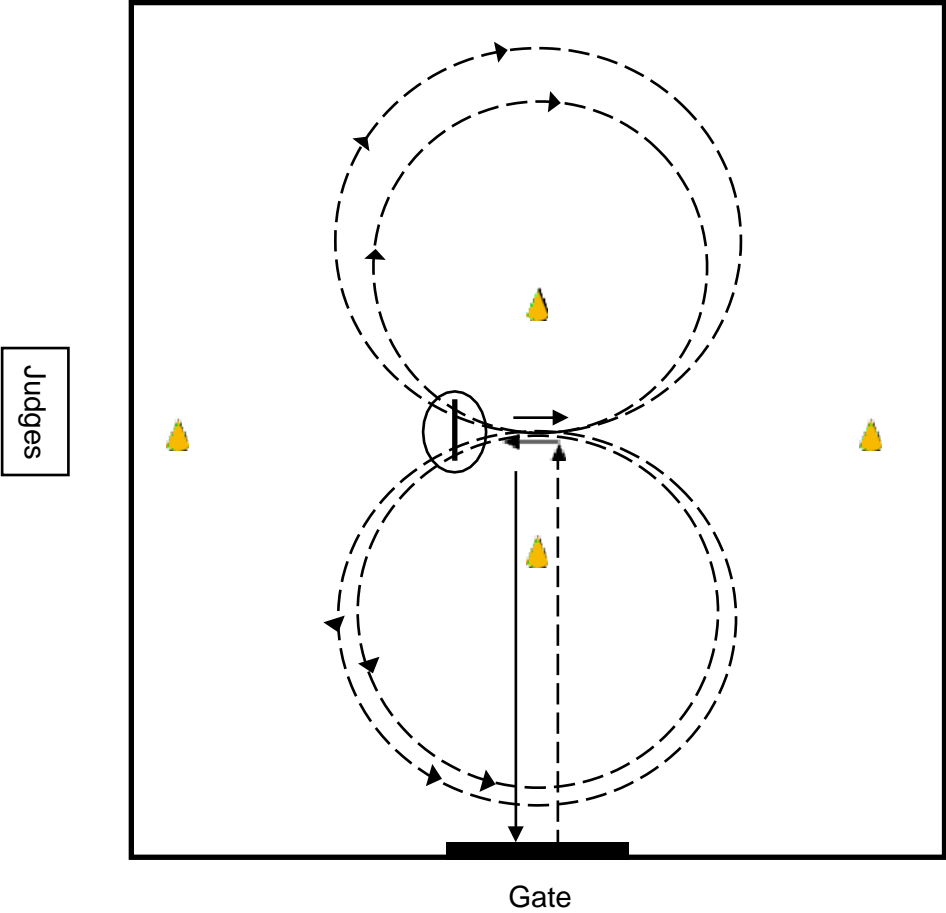
1. Trot to center with Liberty team traveling at right shoulder.
2. Turn left to face judges.
3. Stop at center.
4. Trot 2 small circles to the right with Liberty team traveling at right shoulder.
5. Stop at center.
6. Demonstrate a stop cue and walk 1 full circle around Liberty team, either direction.
7. Trot 2 small circles to the left with Liberty team traveling at right shoulder.
8. Stop at center.
9. Trot Liberty team 2 small circles around handler to the left.
10. Change direction at center.
11. Trot Liberty team 2 small circles around handler to the right.
12. Stop at center.
13. Back 4 steps.
Exit arena.

INTERNATIONAL LIBERTY HORSE ASSOCIATION

CLASS: Liberty Team (2+ horses)

LEVEL: Novice

PATTERN: 1



INTERNATIONAL LIBERTY HORSE ASSOCIATION

CLASS: Liberty Team (2+ horses)

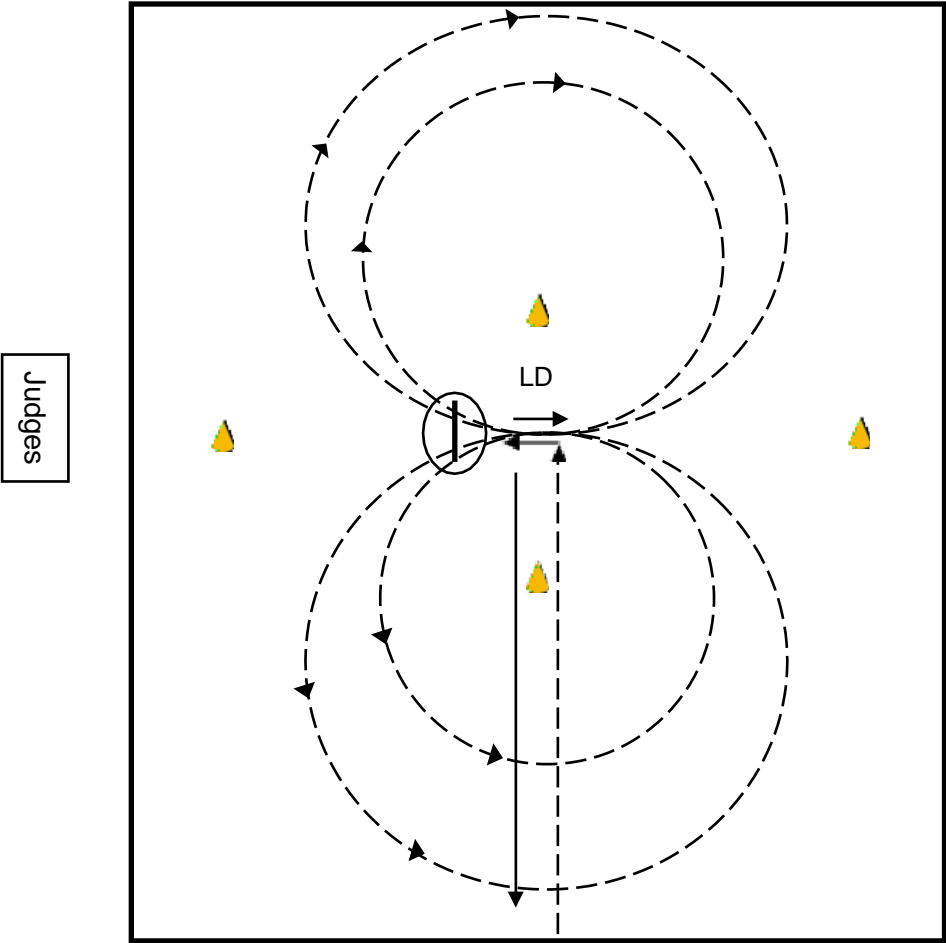
LEVEL: Intermediate

PATTERN: 1

1. Trot to center with Liberty team traveling at right shoulder.
2. Turn left to face judges.
3. Stop at center.
4. Trot 1 large circle to the left with Liberty team traveling at right shoulder.
5. Change direction at center.
6. Trot 1 large circle to the right with Liberty team traveling at right shoulder.
7. Stop at center.
8. Demonstrate a stop cue and walk 1 circle around Liberty team, either direction.
9. Trot Liberty team 2 small circles around handler to the left.
10. Change direction at center.
11. Trot Liberty team 2 small circles around handler to the right.
12. Stop at center.
13. Back 4 steps.
14. Separate horses and lay 1 horse down.
15. Other horse stands at a stop cue.
16. Ask laying down horse to stand and rejoin other liberty horse
Exit arena.

INTERNATIONAL LIBERTY HORSE ASSOCIATION

CLASS: Liberty Team (2+ horses)
LEVEL: Intermediate
PATTERN: 1



INTERNATIONAL LIBERTY HORSE ASSOCIATION

CLASS: Liberty Team (2+ horses)

LEVEL: Distinguished

PATTERN: 1

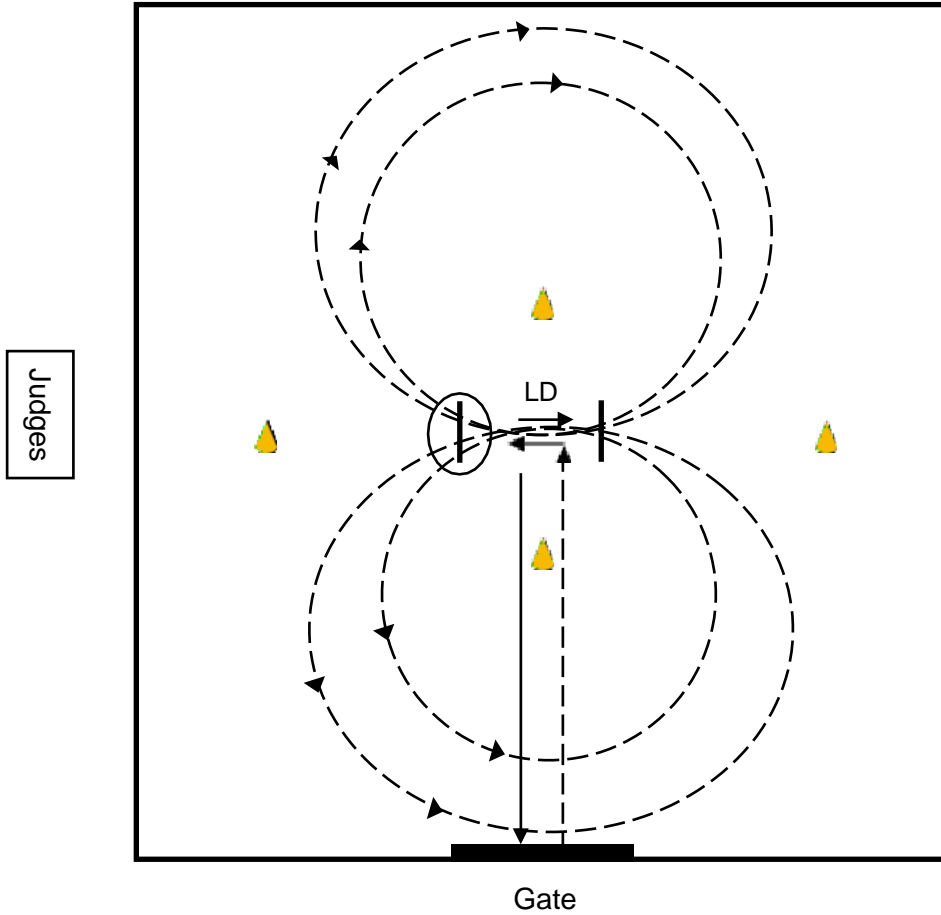
1. Trot to center with Liberty team traveling at right shoulder.
 2. Turn left to face judges.
 3. Stop at center.
 4. Trot Liberty team 3 small circles around handler to the left.
 5. Trot Liberty team 2 large circles around handler to the left.
 6. Change direction at center.
 7. Trot Liberty team 3 small circles around handler to the right.
 8. Trot Liberty team 2 large circles around handler to the right.
 9. Stop at center.
 10. Demonstrate a stop cue and walk 1 circle around Liberty team, either direction.
 11. Separate horses and lay both horses down.
 12. Stand both horses up and move back together.
 13. Back 4 steps.
 14. Demonstrate a stop cue and walk at least 10 feet away from Liberty team.
 15. Call Liberty team to handler.
- Exit arena

INTERNATIONAL LIBERTY HORSE ASSOCIATION

CLASS: Liberty Team (2+ horses)

LEVEL: Distinguished

PATTERN: 1



INTERNATIONAL LIBERTY HORSE ASSOCIATION

CLASS: Liberty Team (2+ horses)

LEVEL: Advanced

PATTERN: 1

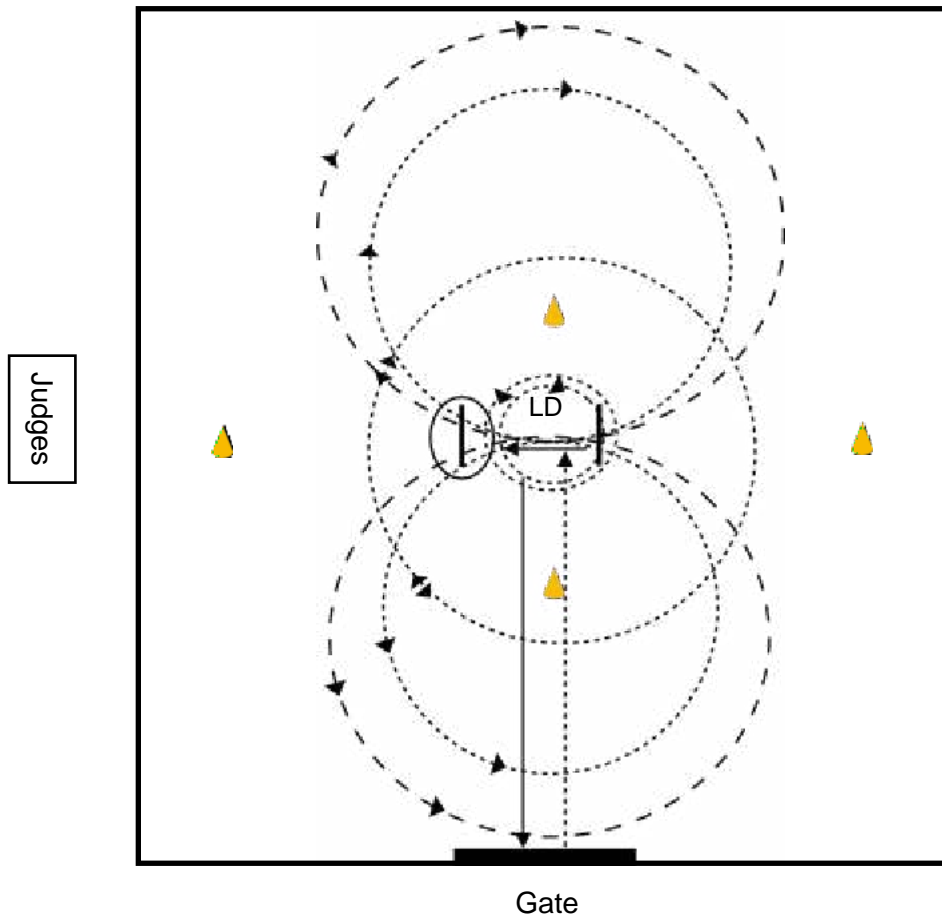
1. Trot to center with Liberty team traveling at right shoulder.
2. Turn left to face judges.
3. Stop at center.
4. Trot Liberty team 3 small circles around handler to the left.
5. Canter Liberty team 2 large circles around handler to the left.
6. Change direction at center, at the trot.
7. Trot Liberty team 3 small circles around handler to the right.
8. Canter Liberty team 2 large circles around handler to the right.
9. Stop at center.
10. Demonstrate a stop cue and walk 1 ¼ circles around Liberty team, either direction.
11. Trot Liberty team 2 small circles—with 1 horse traveling to the right and 1 horse traveling to the left.
12. Stop Liberty team at center with horses facing the same direction.
13. Separate horses and lay 1 horse down.
14. Trot the standing horse 1 circle around the laying down horse to the left.
15. Change direction of the horse traveling at liberty.
16. Trot the horse traveling at liberty 1 circle around the laying down horse to the right.
17. Stop the horse traveling at liberty.
18. Stand up laying down horse and move horses back together.
19. Demonstrate a stop cue and move at least 10 feet away from Liberty team.
20. Call Liberty team to handler.
Exit arena.

INTERNATIONAL LIBERTY HORSE ASSOCIATION

CLASS: Liberty Team (2+ horses)






LEVEL: Advanced

PATTERN: 1



INTERNATIONAL LIBERTY HORSE ASSOCIATION

LEGEND FOR PATTERNS

	Walk
	Trot
	Canter
LD	Lay Down
	Stop
	Direction of Movement

INTERNATIONAL LIBERTY HORSE ASSOCIATION

CLASS: Combined

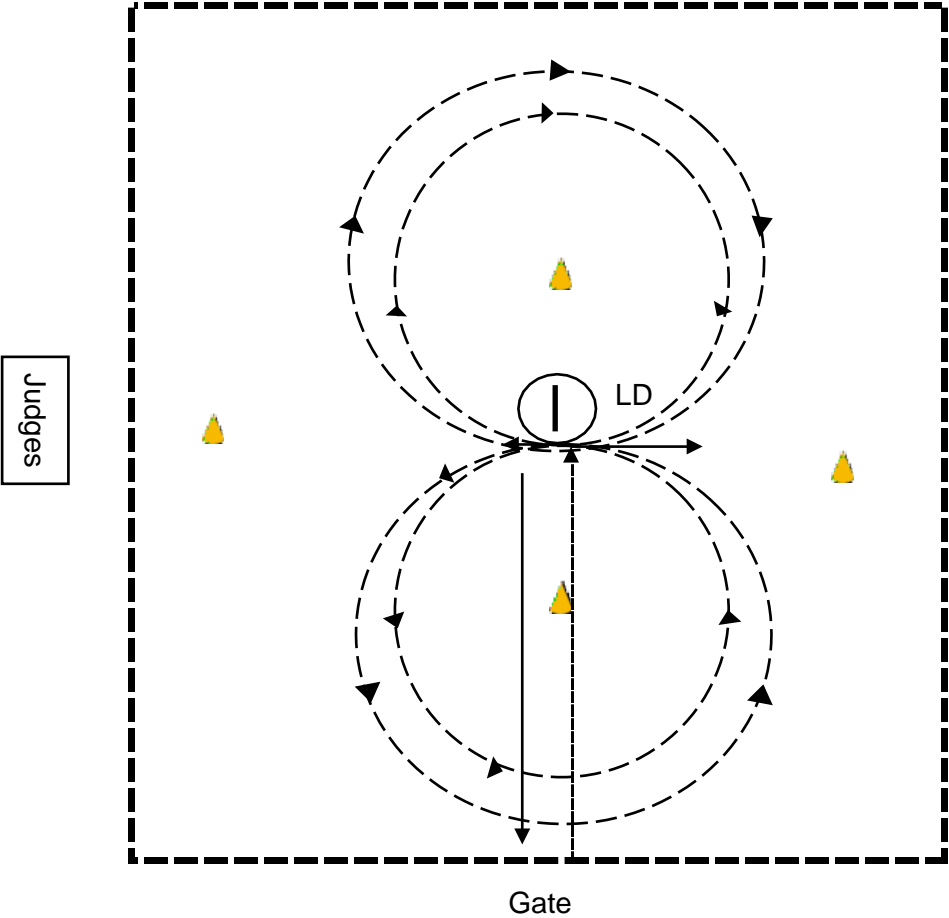
LEVEL: Novice

PATTERN: 1

1. Walk to center with horse traveling at right shoulder.
2. Turn left to face judges.
3. Stop at center.
4. Trot 1 circle to the left with horse traveling at right shoulder.
5. Change direction at center.
6. Trot 1 circle to the right with horse traveling at right shoulder.
7. Trot horse 2 circles around handler to the left.
8. Change direction at center.
9. Trot horse 2 circles around handler to the right.
10. Stop at center.
11. Demonstrate a stop cue and walk 1 circle around horse, either direction.
12. Lay horse down.
13. Mount (Can mount by jumping on for lesser degree of difficulty.)
14. Stand horse up.
15. Trot 1 large figure 8.
16. Stop at center.
17. Back 4 steps.
Exit arena.






INTERNATIONAL LIBERTY HORSE ASSOCIATION

CLASS: Combined
LEVEL: Novice
PATTERN: 1



INTERNATIONAL LIBERTY HORSE ASSOCIATION

LEGEND FOR PATTERNS

	Walk
	Trot
	Canter
LD	Lay Down
	Stop
	Direction of Movement

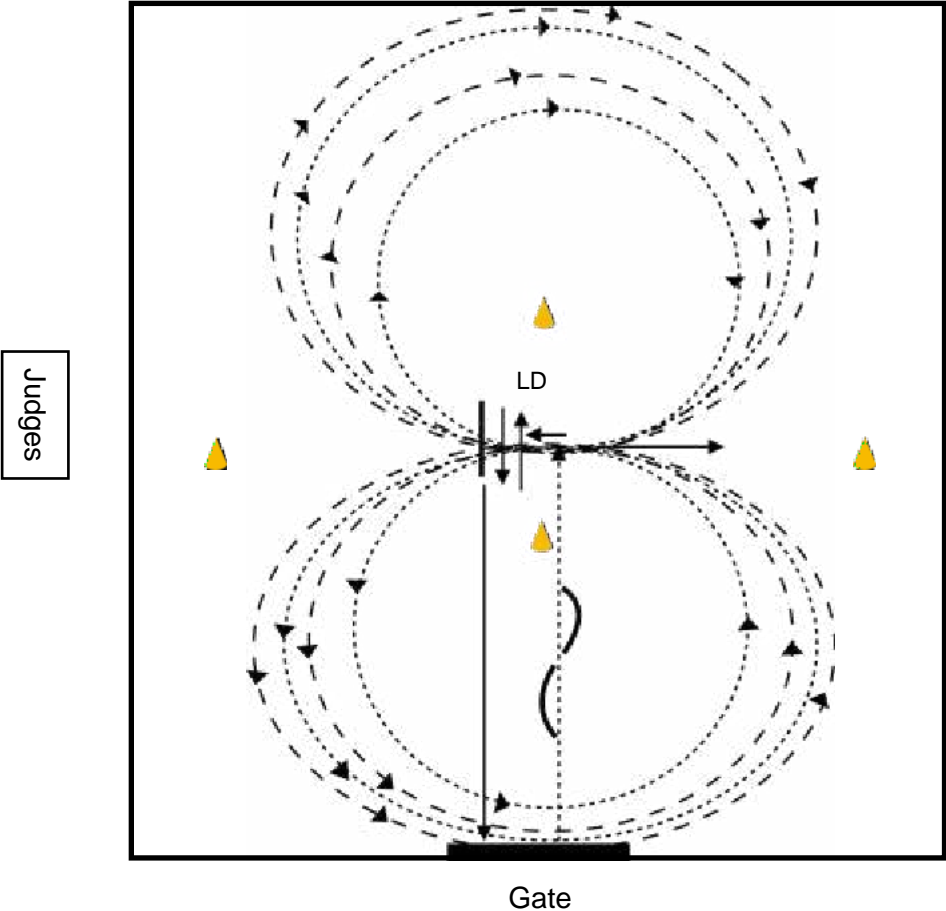
INTERNATIONAL LIBERTY HORSE ASSOCIATION

CLASS: Combined
LEVEL: Intermediate
PATTERN: 1

1. Trot to center with horse traveling at right shoulder.
2. Switch horse from right shoulder, to left shoulder, to right shoulder while trotting.
3. Turn left to face judges.
4. Stop at center.
5. Side pass 6 steps to the left.
6. Side pass 6 steps to the right.
7. Trot 1 circle to the left with horse traveling at right shoulder.
8. Trot horse 2 small circles around handler to the left.
9. Canter horse 1 circle around handler to the left.
10. Stop at center.
11. Trot 1 circle to the right with horse traveling at right shoulder.
12. Trot horse 2 small circles around handler to the right.
13. Canter horse 1 circle around handler to the right.
14. Stop at center.
15. Lay horse down.
16. Mount.
17. Stand horse up.
18. Side pass 4 steps to the left.
19. Side pass 4 steps to the right.
20. Trot 1 large circle to the left.
21. Canter 1 large circle to the left.
22. Change direction at center.
23. Trot 1 large circle to the right.
24. Canter 1 large circle to the right.
25. Stop at center.
26. Back 4 steps.
Exit arena.






INTERNATIONAL LIBERTY HORSE ASSOCIATION

CLASS: Combined
LEVEL: Intermediate
PATTERN: 1



INTERNATIONAL LIBERTY HORSE ASSOCIATION

LEGEND FOR PATTERNS

	Walk
	Trot
	Canter
LD	Lay Down
	Stop
	Direction of Movement

INTERNATIONAL LIBERTY HORSE ASSOCIATION

CLASS: Obstacles

LEVEL: Lead Line Novice

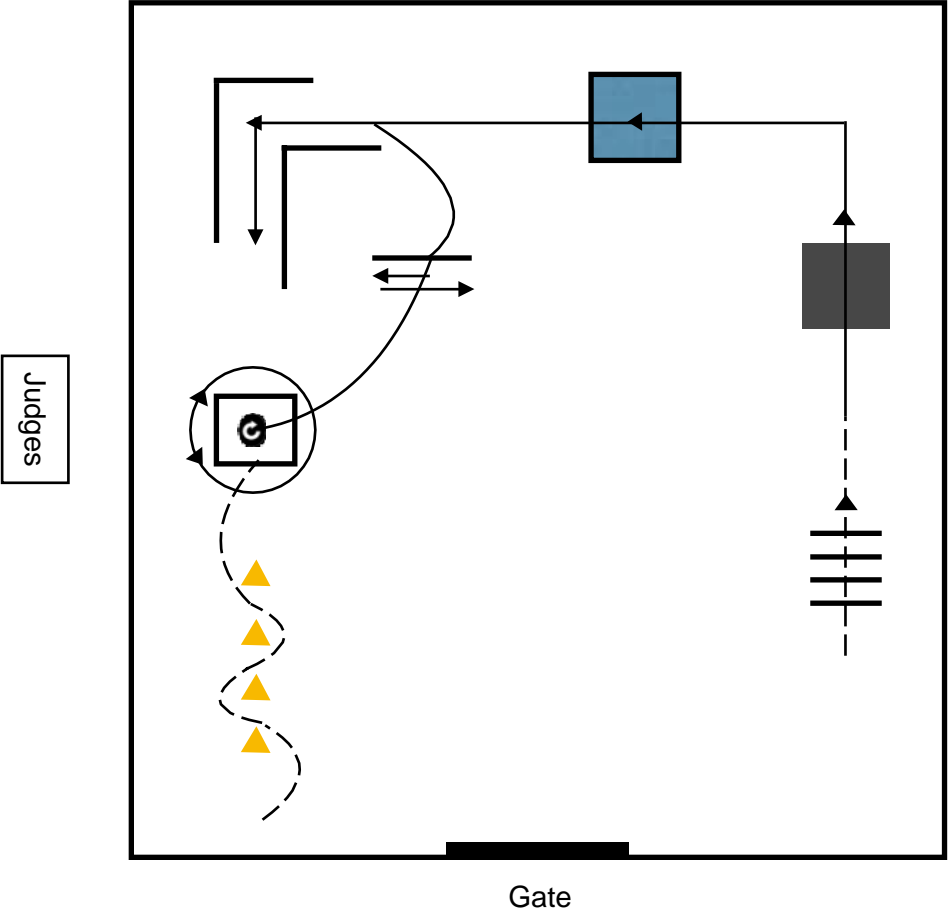
PATTERN: 1

NOTE: Pattern can be completed with horse either besides or following handler.

1. Trot horse over poles
2. Walk horse over bridge
3. Walk horse over tarp
4. Walk through L shaped poles and stop
5. Back through L shaped poles
6. Side pass right over poles
7. Side pass left over poles
8. Stop horse in pole square
9. Have horse do a full pivot turn inside the square. 1 turn each way
10. Walk 1 circle either direction (your choice) around horse while horse stays in square
11. Weave through cones at a trot
Exit arena











INTERNATIONAL LIBERTY HORSE ASSOCIATION

CLASS: Obstacles
LEVEL: Lead Line Novice
PATTERN: 1



INTERNATIONAL LIBERTY HORSE ASSOCIATION

LEGEND FOR PATTERNS

	Walk
	Trot
	Direction of Movement
	Trot Poles
	Bridge
	Tarp
	L
	Side pass each direction over pole
	Pole Square
	Cones

INTERNATIONAL LIBERTY HORSE ASSOCIATION

CLASS: Obstacles

LEVEL: Liberty Intermediate

PATTERN: 1

NOTE: Pattern can be completed with horse either besides or following handler.

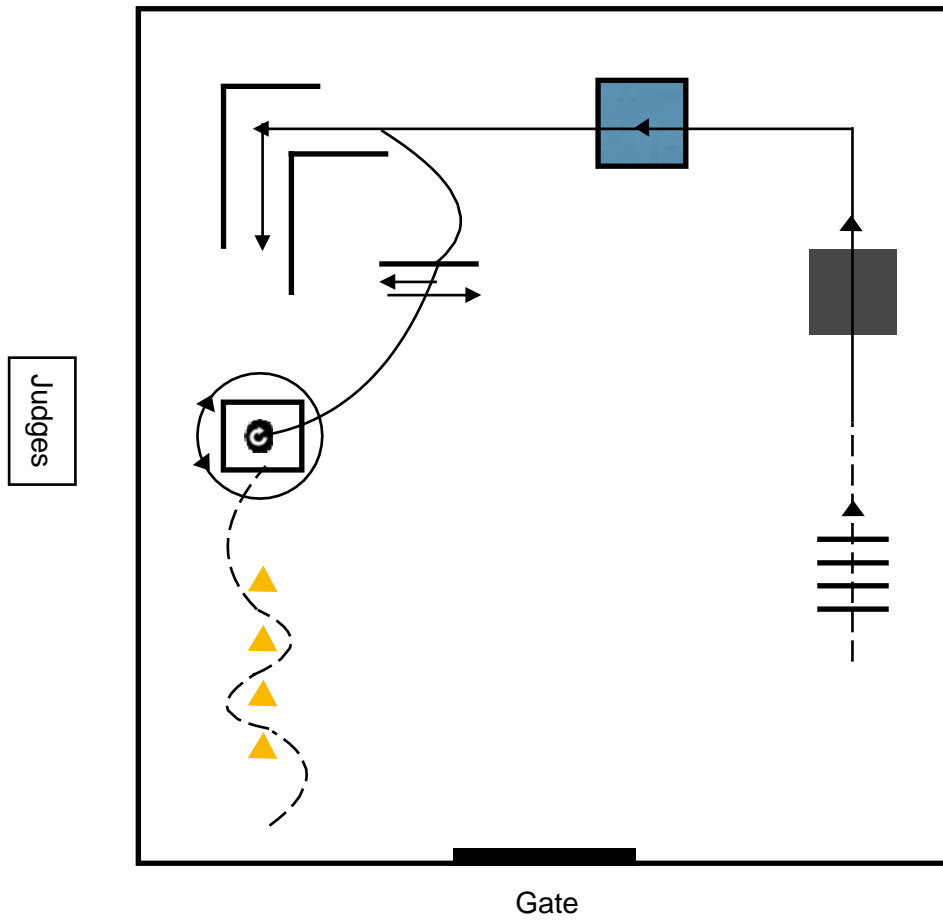
1. Trot horse over poles
2. Walk over bridge
3. Walk over tarp
4. Walk through L shaped poles and stop
5. Back through L shaped poles
6. Side pass Right over poles
7. Side pass Left over poles
8. Stop horse in pole square
9. Have horse do a full pivot turn inside the square. 1 turn each way
10. Walk 1 circle either direction (your choice) around horse while horse stays in square
11. Weave through cones at a trot
Exit arena

INTERNATIONAL LIBERTY HORSE ASSOCIATION

CLASS: Obstacles











LEVEL: Liberty Intermediate

PATTERN: 1



INTERNATIONAL LIBERTY HORSE ASSOCIATION

LEGEND FOR PATTERNS

	Walk
	Trot
	Direction of Movement
	Trot Poles
	Bridge
	Tarp
	L
	Side pass each direction over pole
	Pole Square
	Cones

INTERNATIONAL LIBERTY HORSE ASSOCIATION

CLASS: Obstacles

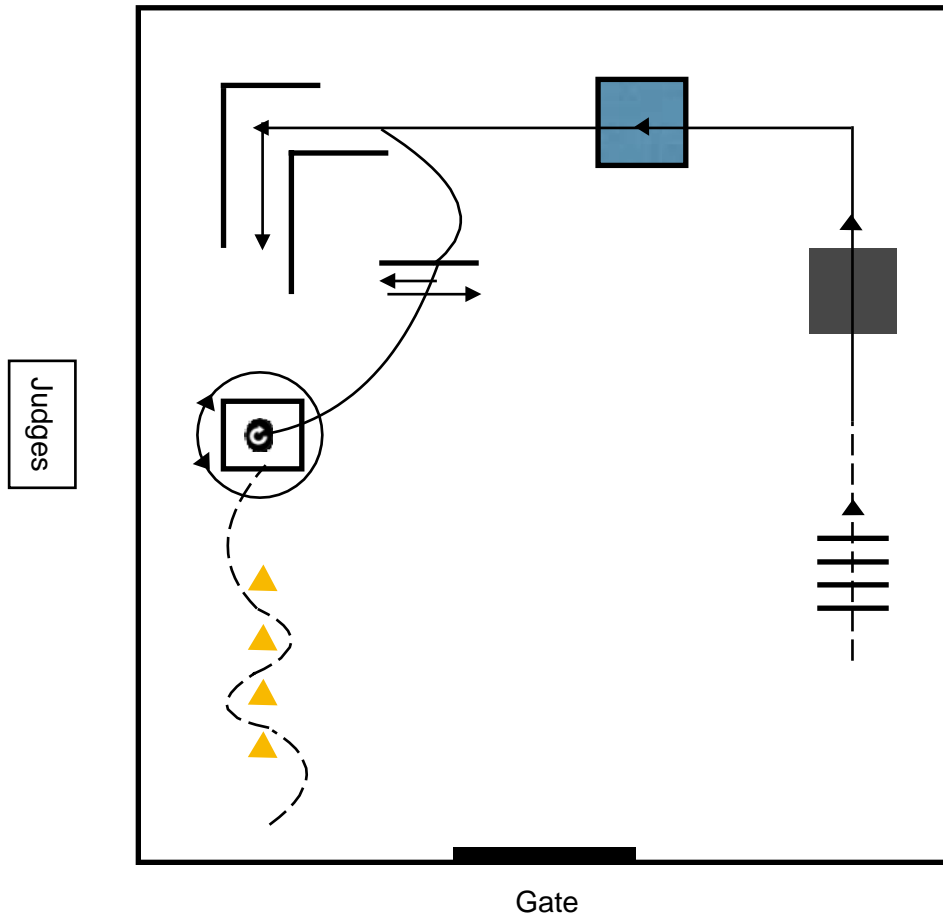
LEVEL: Liberty Advanced

PATTERN: 1

1. Trot horse over poles (with horse at the right shoulder of trainer)
 - 1/5-point deduction for every pole that the trainer goes over
 - 1/5-point deduction for any pole that the horse dings
2. Walk over bridge (with horse at the right shoulder of trainer)
 - 1-point deduction if trainer steps on bridge
3. Walk over tarp (with horse at the right shoulder of trainer)
 - 1-point deduction if trainer steps on tarp
4. Walk through L shaped poles and stop (with horse at the right shoulder of trainer)
 - 1-point deduction for every time trainer steps inside L shaped poles
5. Back through L shaped poles (with horse at the right shoulder of trainer)
 - 1-point deduction for every time trainer steps inside L shaped poles
6. Side pass Right over poles
7. Side pass Left over poles
8. Stop horse in pole square
9. Have horse do a full pivot turn inside the square. 1 turn each way
10. Walk 1 circle either direction (your choice) around horse while horse stays in square
11. Handler to stand inside square and then send horse two circles at the trot around square to the left
12. Change of direction at the trot
13. Handler to stand inside square and then send horse two circles at the trot around square to the right
 - NOTE: Each time that trainer steps out of square once horse is trotting is a 1/5- point deduction.
 - Each time horse steps inside square once horse is trotting is a 1/5-point deduction
14. Weave through cones at a trot (with horse at the right shoulder of trainer)
Exit arena











INTERNATIONAL LIBERTY HORSE ASSOCIATION

CLASS: Obstacles
LEVEL: Liberty Advanced
PATTERN: 1



INTERNATIONAL LIBERTY HORSE ASSOCIATION

LEGEND FOR PATTERNS

	Walk
	Trot
	Direction of Movement
	Trot Poles
	Bridge
	Tarp
	L
	Side pass each direction over pole
	Pole Square
	Cones

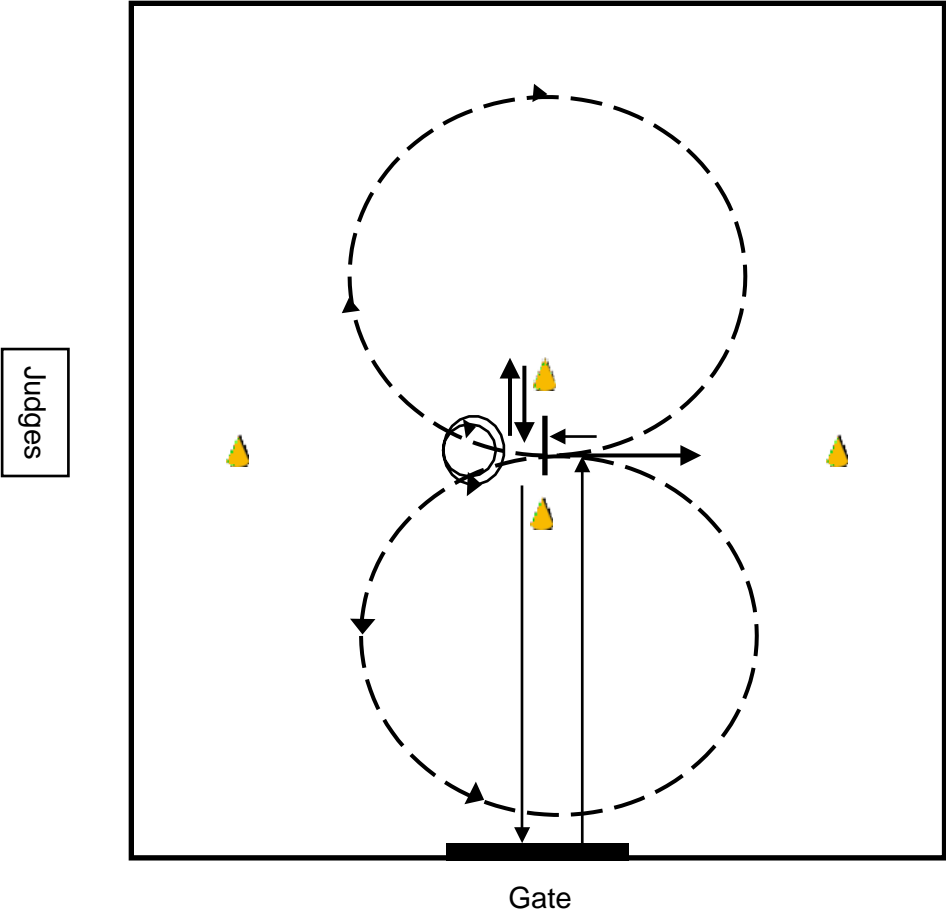
INTERNATIONAL LIBERTY HORSE ASSOCIATION

CLASS: Bridleless
LEVEL: Novice
PATTERN: 1

1. Walk to center.
2. Turn left to face judges.
3. Stop at center.
4. Trot 1 large circle to the right.
5. Stop at center.
6. Side pass 6 steps to the right.
7. Side pass 6 steps to the left.
8. Trot 1 large circle to the left.
9. Stop at center.
10. Complete 1 pivot to the left.
11. Complete 1 pivot to the right.
12. Trot 1 large circle to the left.
13. Stop at center.
14. Back 4 steps.
Exit arena.

INTERNATIONAL LIBERTY HORSE ASSOCIATION

CLASS: Bridleless
LEVEL: Novice
PATTERN: 1



INTERNATIONAL LIBERTY HORSE ASSOCIATION

CLASS: Bridleless

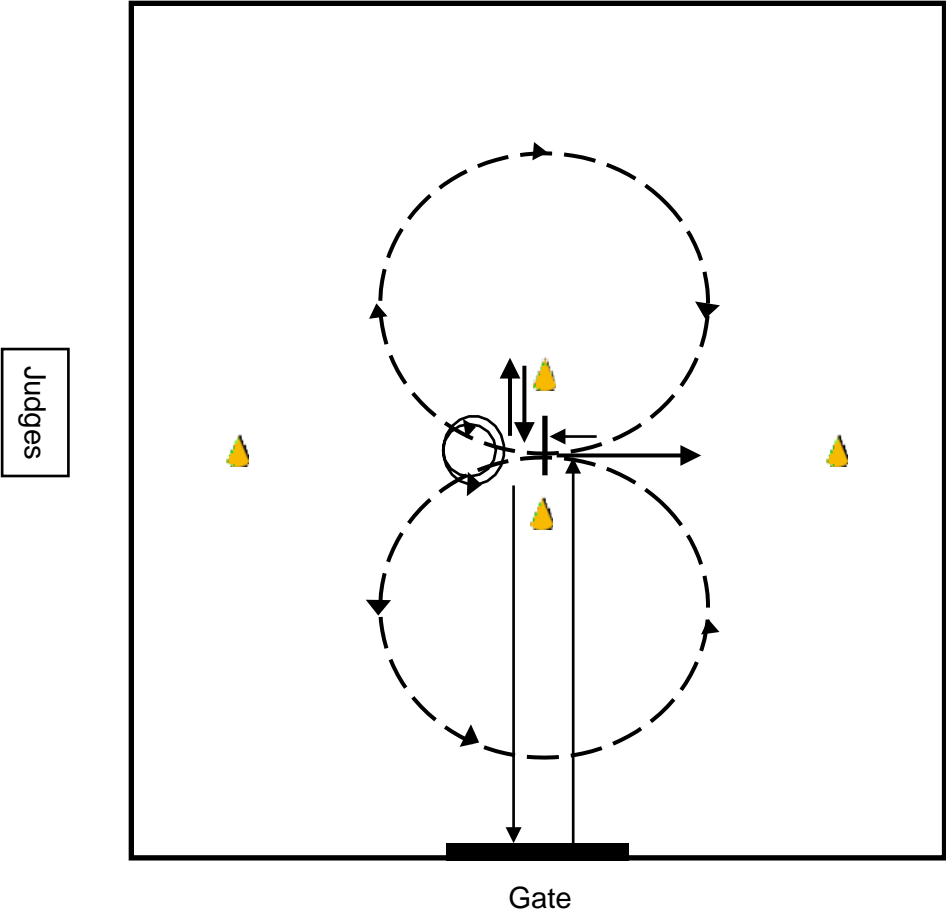
LEVEL: Novice

PATTERN: 2

1. Walk to center.
2. Turn left to face judges.
3. Stop at center.
4. Complete 2 pivots to the left.
5. Complete 2 pivots to the right.
6. Trot 2 small circles to the left.
7. Stop at center.
8. Side pass 6 steps to the right.
9. Side pass 6 steps to the left.
10. Trot 2 small circles to the right.
11. Stop at center.
12. Back 4 steps.
Exit arena.

INTERNATIONAL LIBERTY HORSE ASSOCIATION

CLASS: Bridleless
LEVEL: Novice
PATTERN: 2



INTERNATIONAL LIBERTY HORSE ASSOCIATION

CLASS: Bridleless

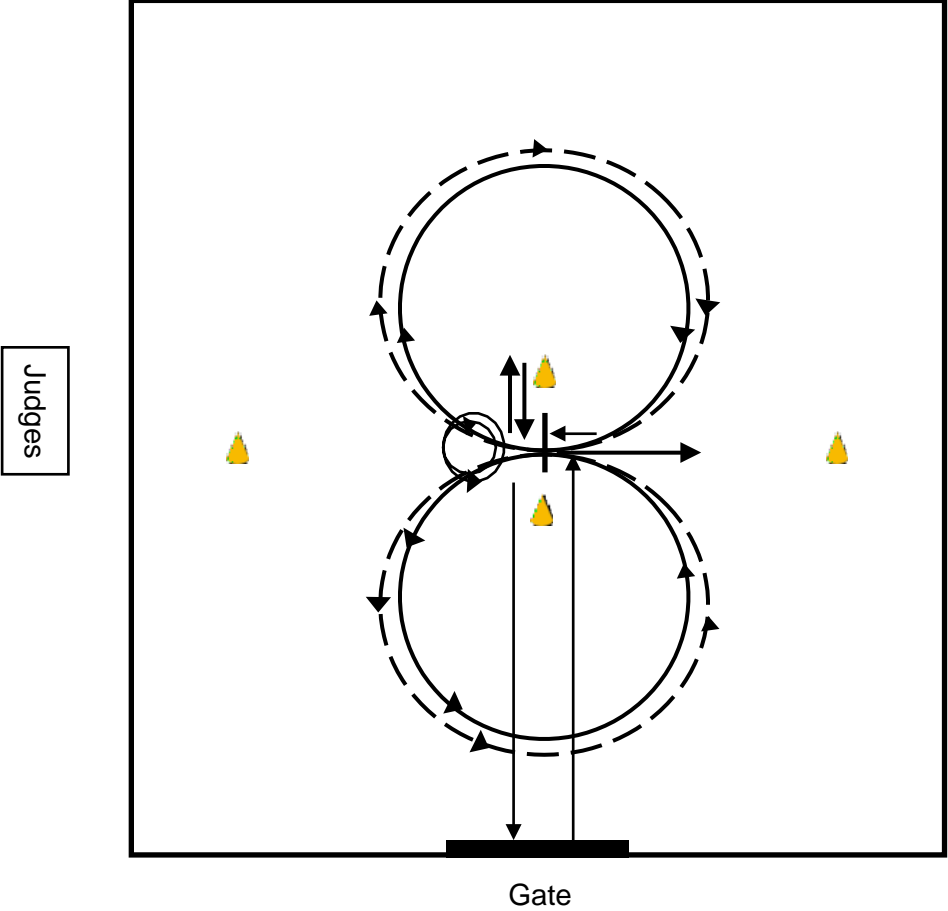
LEVEL: Novice

PATTERN: 3

1. Walk to center.
 2. Turn left to face judges.
 3. Stop at center.
 4. Back 4 steps.
 5. Side pass 6 steps to the right.
 6. Side pass 6 steps to the left.
 7. Trot 2 small circles to the right.
 8. Walk 1 small circle to the right.
 9. Change direction at center.
 10. Trot 2 small circles to the left.
 11. Walk 1 small circle to the left.
 12. Stop at center.
 13. Complete 2 pivots to the left.
 14. Complete 2 pivots to the right.
- Exit arena.

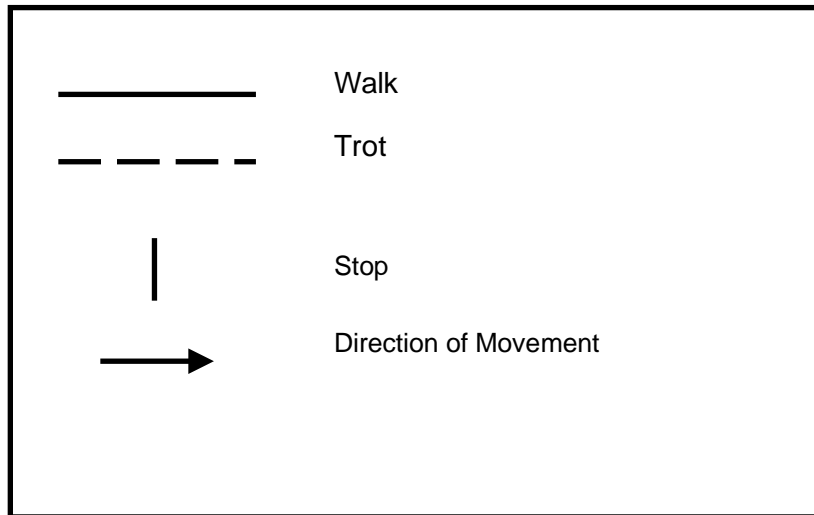
INTERNATIONAL LIBERTY HORSE ASSOCIATION

CLASS: Bridleless
LEVEL: Novice
PATTERN: 3



INTERNATIONAL LIBERTY HORSE ASSOCIATION

LEGEND FOR PATTERNS



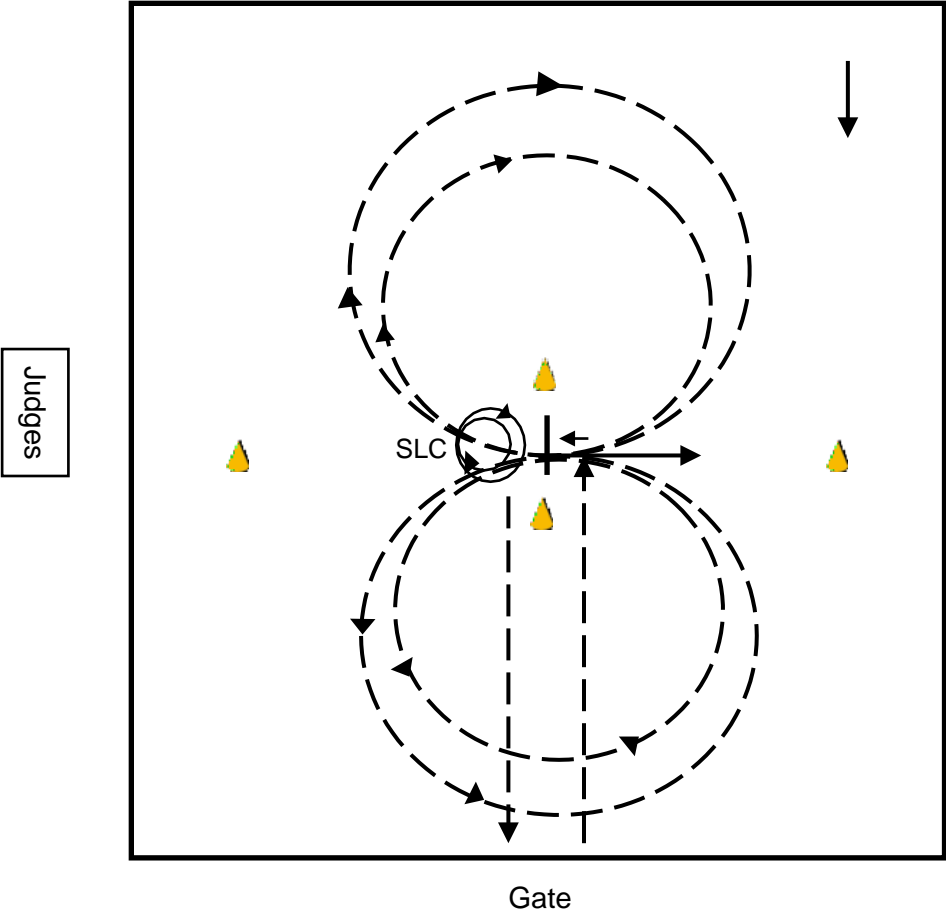
INTERNATIONAL LIBERTY HORSE ASSOCIATION

CLASS: Bridleless
LEVEL: Intermediate
PATTERN: 1

1. Trot to center.
2. Turn left to face judges.
3. Stop at center.
4. Back 4 steps.
5. Complete 2 pivots to the right.
6. Stop facing judges.
7. Complete 2 pivots to the left.
8. Stop facing judges.
9. Trot 1 small circle to the right.
10. Canter 1 large circle to the right.
11. Simple lead change at center.
12. Canter 1 large circle to the left.
13. Trot 1 small circle to the left.
14. Stop at center.
Exit arena.

INTERNATIONAL LIBERTY HORSE ASSOCIATION

CLASS: Bridleless
LEVEL: Intermediate
PATTERN: 1



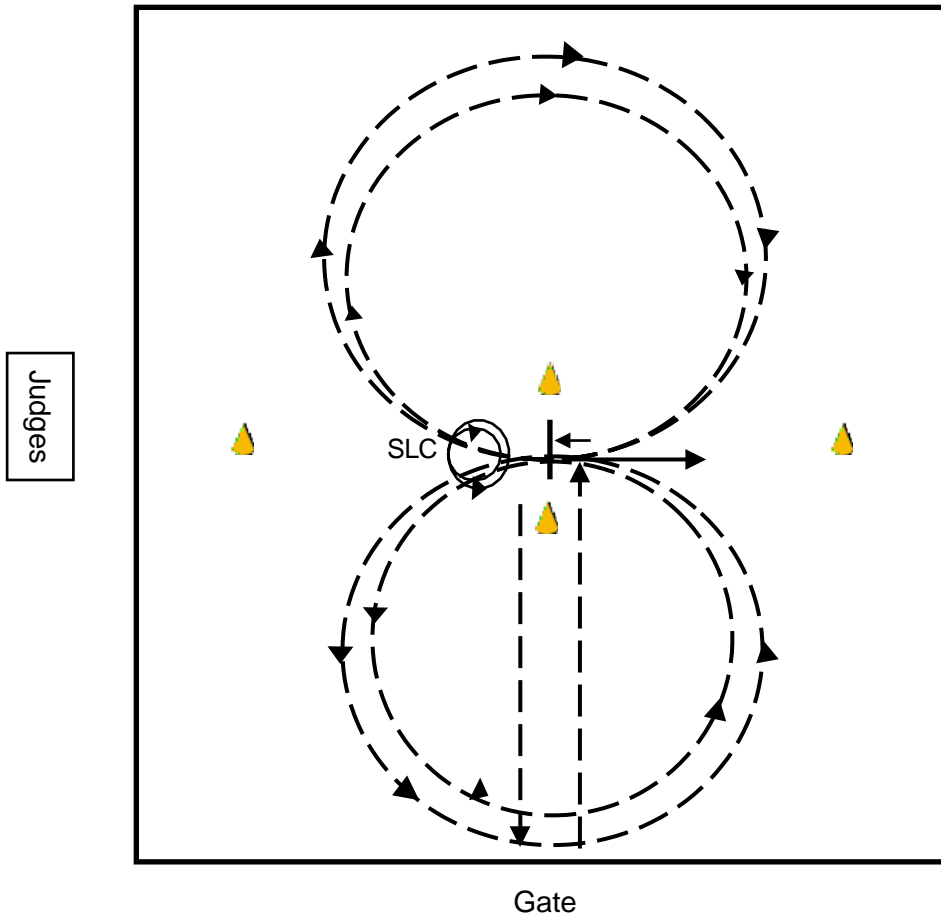
INTERNATIONAL LIBERTY HORSE ASSOCIATION

CLASS: Bridleless
LEVEL: Intermediate
PATTERN: 2

1. Trot to center.
2. Turn left to face judges.
3. Continue trot through center.
4. Trot 1 large circle to the right.
5. Canter 1 large circle to the right.
6. Simple lead change at center.
7. Canter 1 large circle to the left.
8. Trot 1 large circle to the left.
9. Stop at center.
10. Back 4 steps.
11. Complete 2 pivots to the left.
12. Complete 2 pivots to the right.
13. Stop at center.
Exit arena.

INTERNATIONAL LIBERTY HORSE ASSOCIATION

CLASS: Bridleless
LEVEL: Intermediate
PATTERN: 2



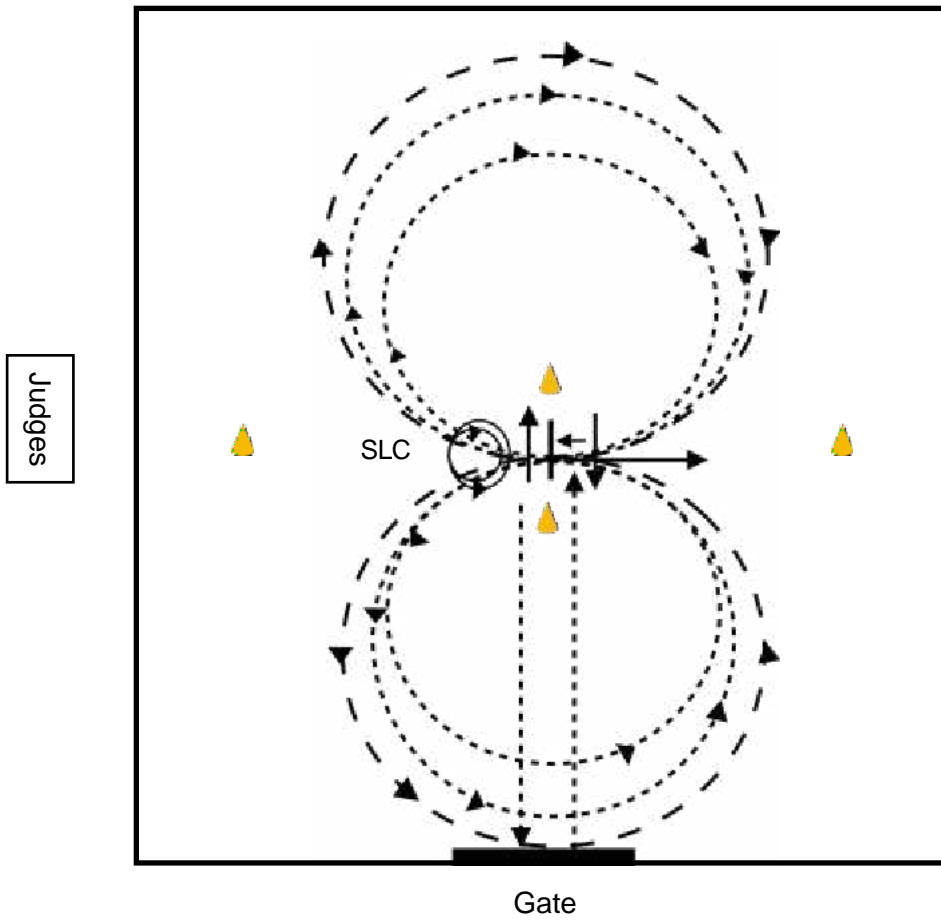
INTERNATIONAL LIBERTY HORSE ASSOCIATION

CLASS: Bridleless
LEVEL: Intermediate
PATTERN: 3

1. Trot to center.
2. Turn to face judges.
3. Stop at center.
4. Leg yield to the left at the walk.
5. Leg yield to the right at the walk.
6. Trot 1 large circle to the right.
7. Trot 1 small circle to the right.
8. Canter 1 large circle to the right.
9. Simple lead change at center.
10. Canter 1 large circle to the left.
11. Trot 1 small circle to the left.
12. Trot 1 large circle to the left.
13. Stop at center.
14. Back 4 steps.
15. Complete 2 pivots to the left.
16. Complete 2 pivots to the right.






INTERNATIONAL LIBERTY HORSE ASSOCIATION

CLASS: Bridleless
LEVEL: Intermediate
PATTERN: 3



INTERNATIONAL LIBERTY HORSE ASSOCIATION

LEGEND FOR PATTERNS

	Walk
	Trot
	Canter
SLC	Simple Lead Change
	Stop
	Direction of Movement

INTERNATIONAL LIBERTY HORSE ASSOCIATION

CLASS: Bridleless

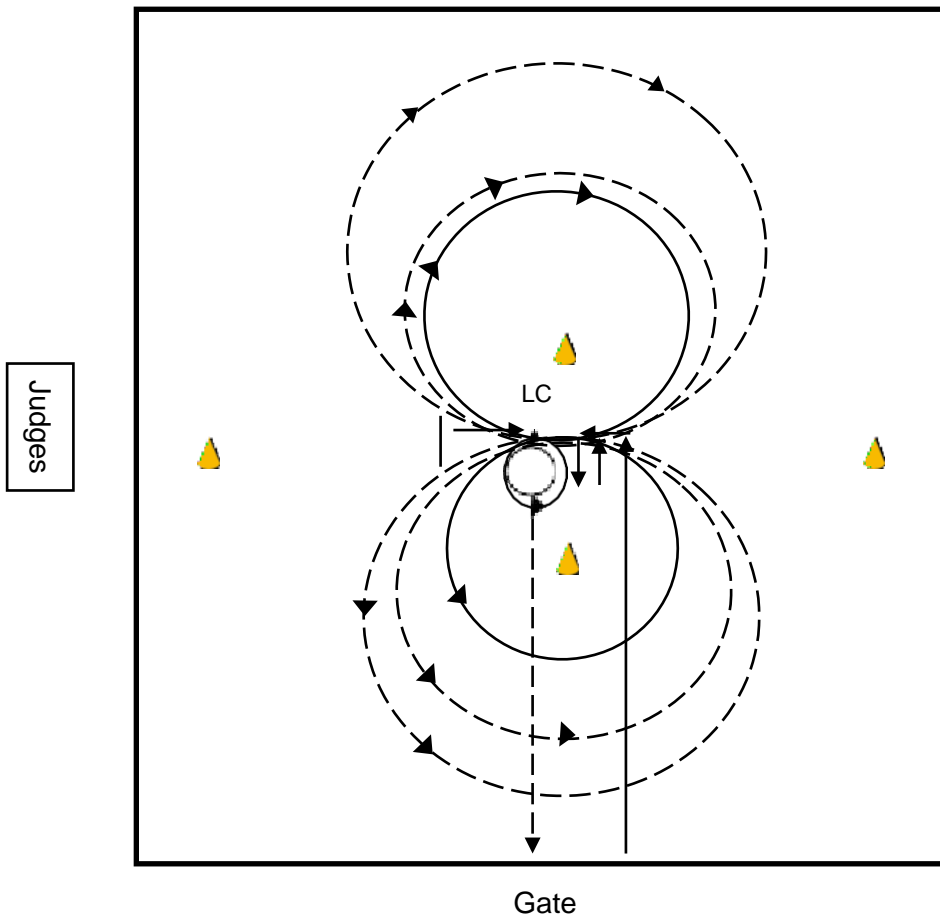
LEVEL: Distinguished

PATTERN: 1

1. Walk to center.
 2. Turn left to face judges.
 3. Stop at center.
 4. Side pass 6 steps to the left.
 5. Side pass 6 steps to the right.
 6. Walk 1 small circle to the right.
 7. Trot 1 small circle to the right.
 8. Canter 1 large circle to the right.
 9. Simple or flying lead change at center.
 10. Canter 1 large circle to the left.
 11. Trot 1 small circle to the left.
 12. Walk 1 small circle to the left.
 13. Stop at center.
 14. Back 6 steps.
 15. Complete 2 pivots to the left.
 16. Complete 2 pivots to the right.
- Exit arena

INTERNATIONAL LIBERTY HORSE ASSOCIATION

CLASS: Bridleless
LEVEL: Distinguished
PATTERN: 1



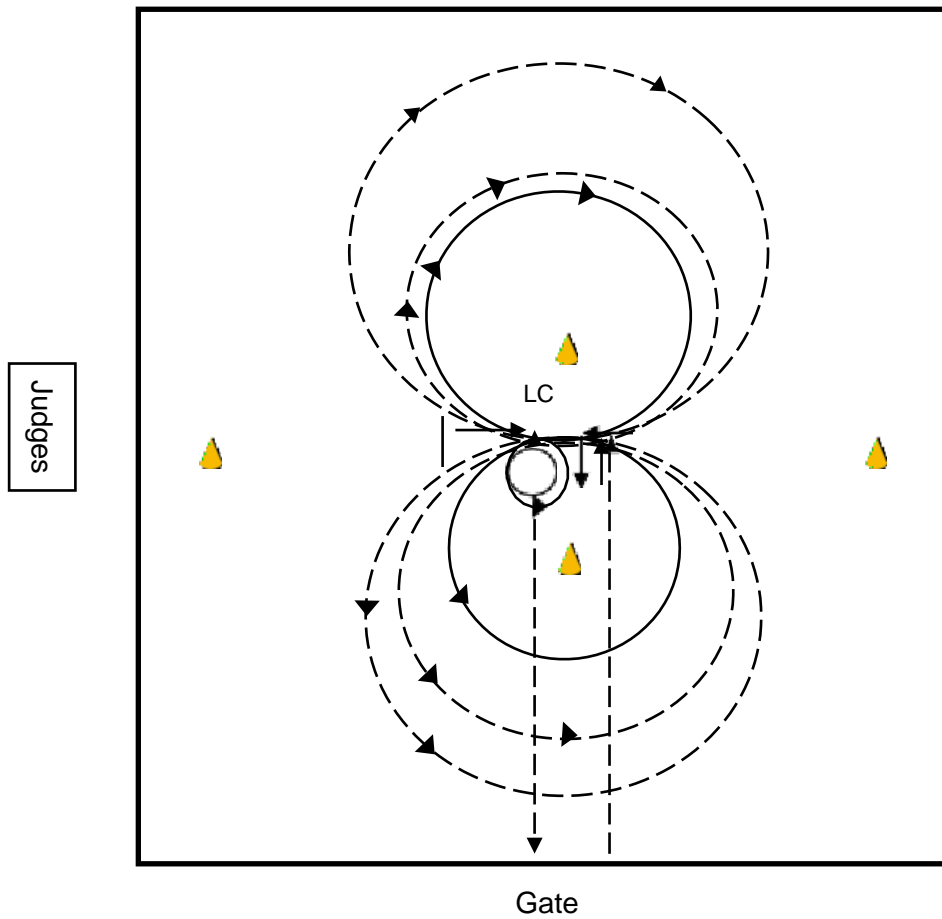
INTERNATIONAL LIBERTY HORSE ASSOCIATION

CLASS: Bridleless
LEVEL: Distinguished
PATTERN: 2

1. Trot to center.
2. Turn left to face judges.
3. Continue at a walk.
4. Stop at center.
5. Trot 1 small circle to the left.
6. Walk 1 small circle to the left.
7. Stop at center.
8. Side pass 6 steps to the right.
9. Side pass 6 steps to the left.
10. Trot 1 small circle to the right.
11. Walk 1 small circle to the right.
12. Canter 1 large circle to the right.
13. Simple or flying lead change at center.
14. Canter 1 large circle to the left.
15. Stop at center.
16. Complete 2 pivots to the left
17. Complete 2 pivots to the right.
18. Back 4 steps
Exit arena.






INTERNATIONAL LIBERTY HORSE ASSOCIATION

CLASS: Bridleless
LEVEL: Distinguished
PATTERN: 2



INTERNATIONAL LIBERTY HORSE ASSOCIATION

LEGEND FOR PATTERNS

	Walk
	Trot
	Canter
LC	Lead Change
	Stop
	Direction of Movement

INTERNATIONAL LIBERTY HORSE ASSOCIATION

CLASS: Bridleless

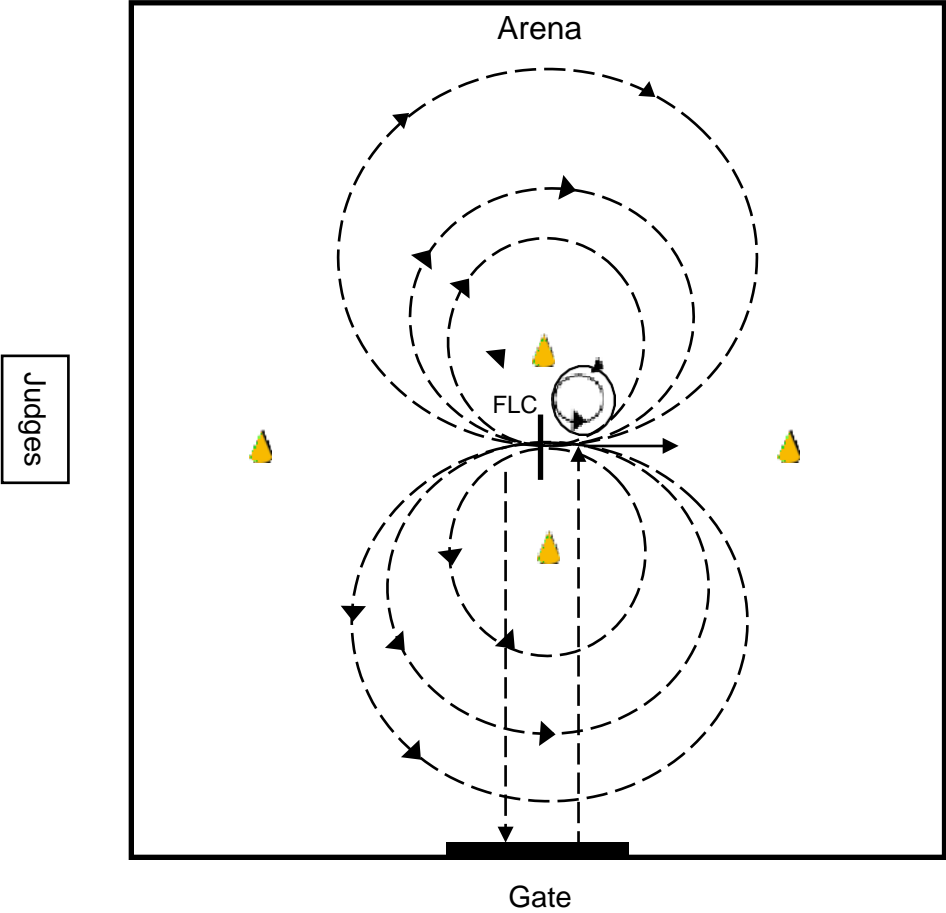
LEVEL: Advanced

PATTERN: 1

1. Canter to center.
2. Stop.
3. Back 6 steps.
4. Complete 2 pivots to the right.
5. Complete 2 ¼ pivots to the left.
6. Walk towards judges.
7. Stop at center.
8. Canter 1 small, slow circle to the right.
9. Canter 1 large, fast circle to the right.
10. Flying lead change at center.
11. Canter 1 large, fast circle to the left.
12. Canter 1 small, slow circle to the left.
13. Flying lead change at center.
14. Canter 1 small, slow circle to the right.
15. Trot 1 circle to the right.
16. Leg yield at a trot to the left.
17. Leg yield at a trot to the right.
18. Trot 1 circle to the left.
19. Stop at center.
Exit arena.

INTERNATIONAL LIBERTY HORSE ASSOCIATION

CLASS: Bridleless
LEVEL: Advanced
PATTERN: 1



INTERNATIONAL LIBERTY HORSE ASSOCIATION

CLASS: Bridleless

LEVEL: Advanced

PATTERN: 2

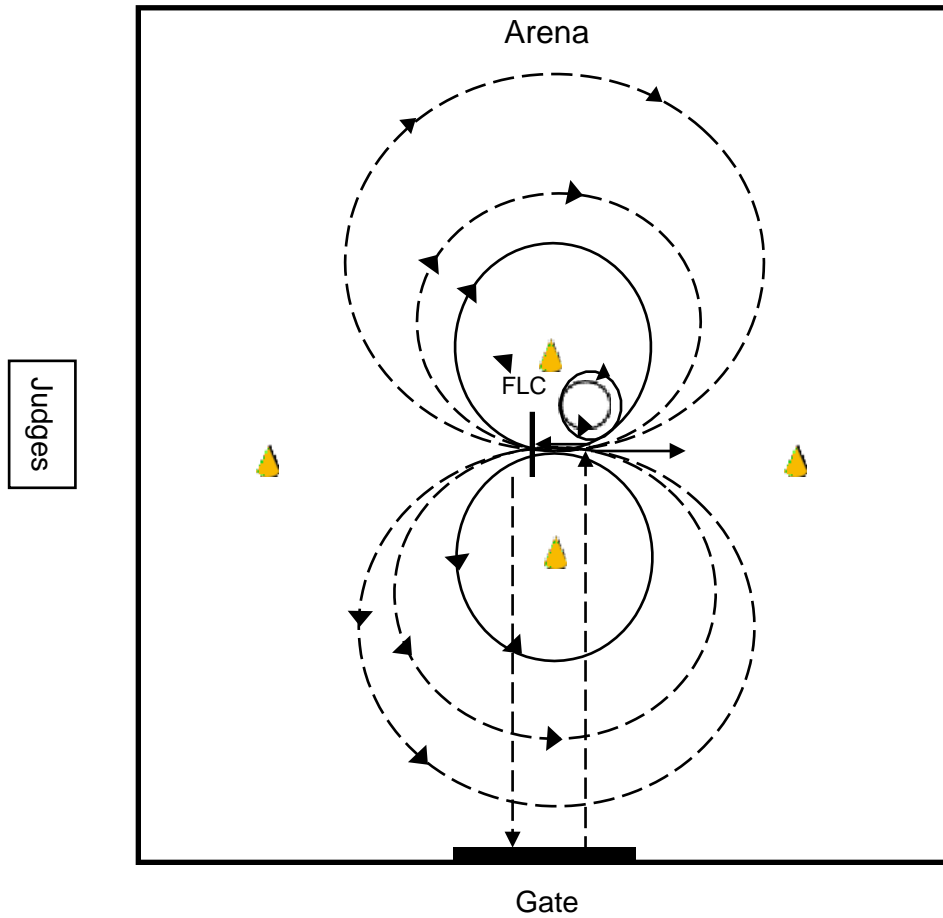
1. Canter to center.
 2. At center, trot.
 3. Turn left to face judges.
 4. Stop at center.
 5. Back 6 steps
 6. Canter 1 small, slow circle to the left.
 7. Canter 1 large, fast circle to the left.
 8. Flying lead change at center.
 9. Canter 1 small, slow circle to the right.
 10. Canter 1 large, fast circle to the right.
 11. Flying lead change at center.
 12. Canter 1 small, slow circle to the left.
 13. Walk 1 small circle to the left.
 14. Change direction at center.
 15. Walk 1 small circle to the right.
 16. Stop at center.
 17. Complete 2 pivots to the right.
 18. Complete 2 pivots to the left.
 19. Leg yield at a trot to the right.
 20. Leg yield at a trot to the left.
- Exit arena.

INTERNATIONAL LIBERTY HORSE ASSOCIATION

CLASS: Bridleless






LEVEL: Advanced

PATTERN: 2



INTERNATIONAL LIBERTY HORSE ASSOCIATION

LEGEND FOR PATTERNS

	Walk
	Trot
	Canter
FLC	Flying Lead Change
	Stop
	Direction of Movement

INTERNATIONAL LIBERTY HORSE ASSOCIATION

CLASS: Bareback & Bridleless

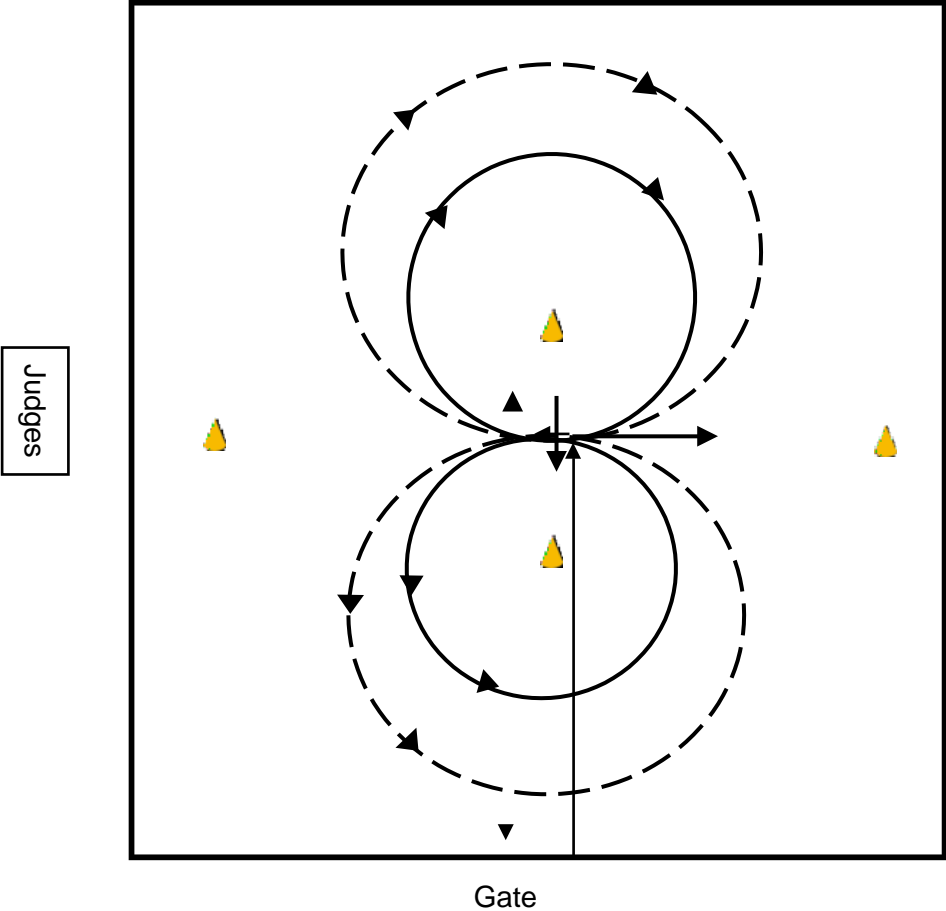
LEVEL: Novice

PATTERN: 1

1. Walk to center.
2. Turn left to face judges.
3. Stop at center.
4. Walk 1 small circle to the left.
5. Change direction at center.
6. Walk 1 small circle to the right.
7. Change direction at center.
8. Trot 1 large circle to the left.
9. Change direction at center.
10. Trot 1 large circle to the right.
11. Stop at center.
12. Side pass 6 steps to the right.
13. Side pass 6 steps to the left.
14. Stop at center.
15. Back 4 steps.
Exit arena.

INTERNATIONAL LIBERTY HORSE ASSOCIATION

CLASS: Bareback & Bridleless
LEVEL: Novice
PATTERN: 1



INTERNATIONAL LIBERTY HORSE ASSOCIATION

CLASS: Bareback & Bridleless

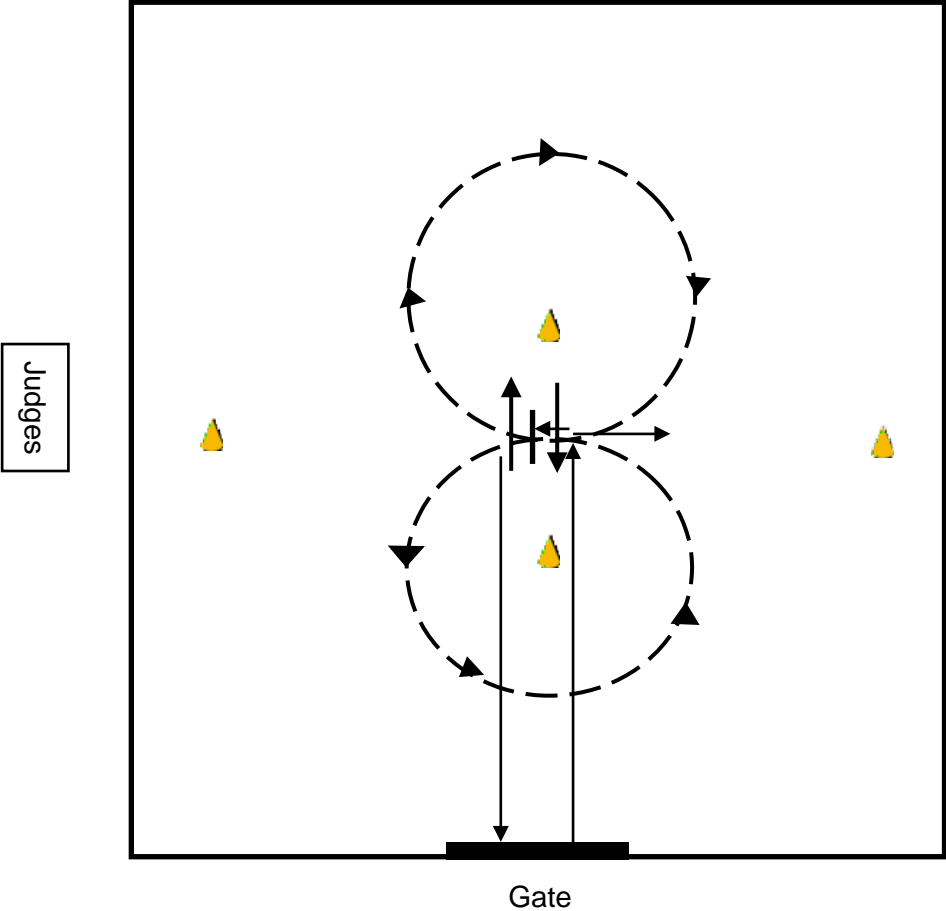
LEVEL: Novice

PATTERN: 2

1. Walk to center.
2. Turn left to face judges.
3. Stop at center.
4. Complete 2 pivots to the left.
5. Complete 2 pivots to the right.
6. Trot 2 small circles to the left.
7. Stop at center.
8. Side pass 6 steps to the right.
9. Side pass 6 steps to the left.
10. Trot 2 small circles to the right.
11. Stop at center.
12. Back 4 steps.
Exit arena.

INTERNATIONAL LIBERTY HORSE ASSOCIATION

CLASS: Bareback & Bridleless
LEVEL: Novice
PATTERN: 2



INTERNATIONAL LIBERTY HORSE ASSOCIATION

CLASS: Bareback & Bridleless

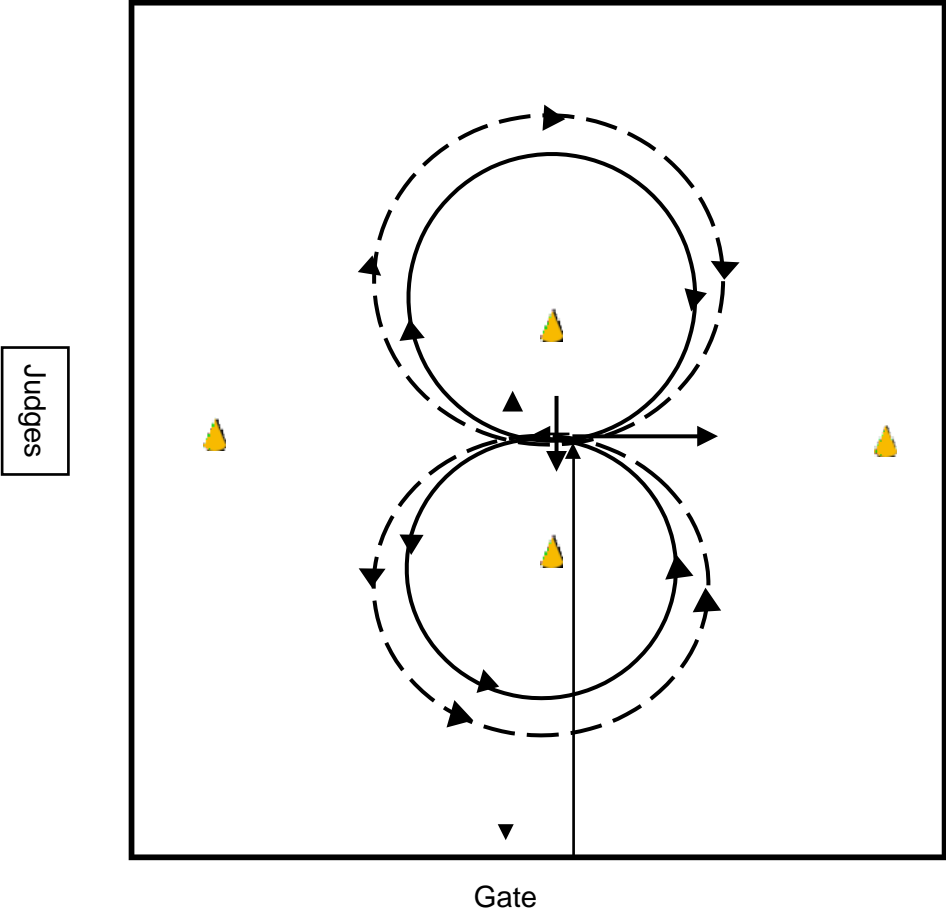
LEVEL: Novice

PATTERN: 3

1. Walk to center.
 2. Turn left to face judges.
 3. Stop at center.
 4. Back 4 steps.
 5. Side pass 6 steps to the right.
 6. Side pass 6 steps to the left.
 7. Trot 1 small circle to the right.
 8. Walk 1 small circle to the right.
 9. Change direction at center.
 10. Trot 1 small circle to the left.
 11. Walk 1 small circle to the left.
 12. Stop at center.
 13. Complete 2 pivots to the left.
 14. Complete 2 pivots to the right.
- Exit arena.

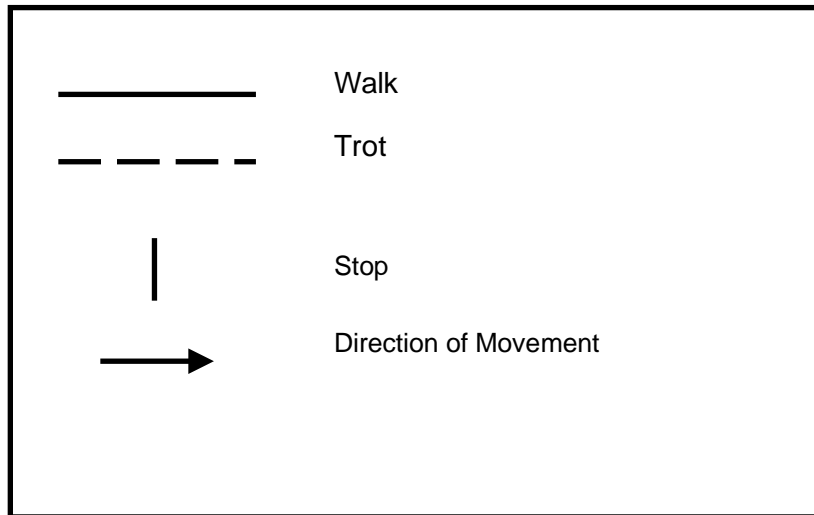
INTERNATIONAL LIBERTY HORSE ASSOCIATION

CLASS: Bareback & Bridleless
LEVEL: Novice
PATTERN: 3



INTERNATIONAL LIBERTY HORSE ASSOCIATION

LEGEND FOR PATTERNS



INTERNATIONAL LIBERTY HORSE ASSOCIATION

CLASS: Bareback & Bridleless

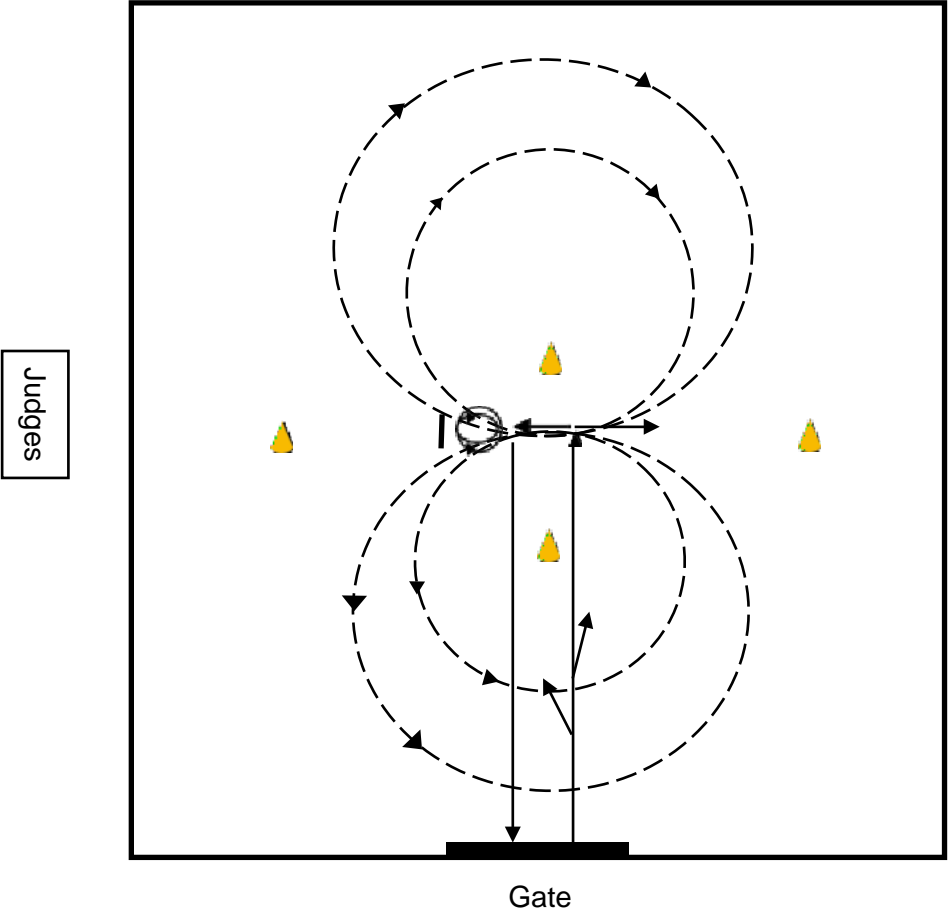
LEVEL: Intermediate

PATTERN: 1

1. Walk to center.
 2. Leg yield 4 strides left.
 3. Leg yield 4 strides right.
 4. Turn left to face judges.
 5. Stop at center.
 6. Trot 2 small circles to the left.
 7. Canter 1 large circle to the left.
 8. Stop at center.
 9. Trot 2 small circles to the right.
 10. Canter 1 large circle to the right.
 11. Stop at center.
 12. Complete 2 pivots to the left.
 13. Complete 2 pivots to the right.
 14. Back 4 steps.
- Exit arena.

INTERNATIONAL LIBERTY HORSE ASSOCIATION

CLASS: Bareback & Bridleless
LEVEL: Intermediate
PATTERN: 1



INTERNATIONAL LIBERTY HORSE ASSOCIATION

CLASS: Bareback & Bridleless

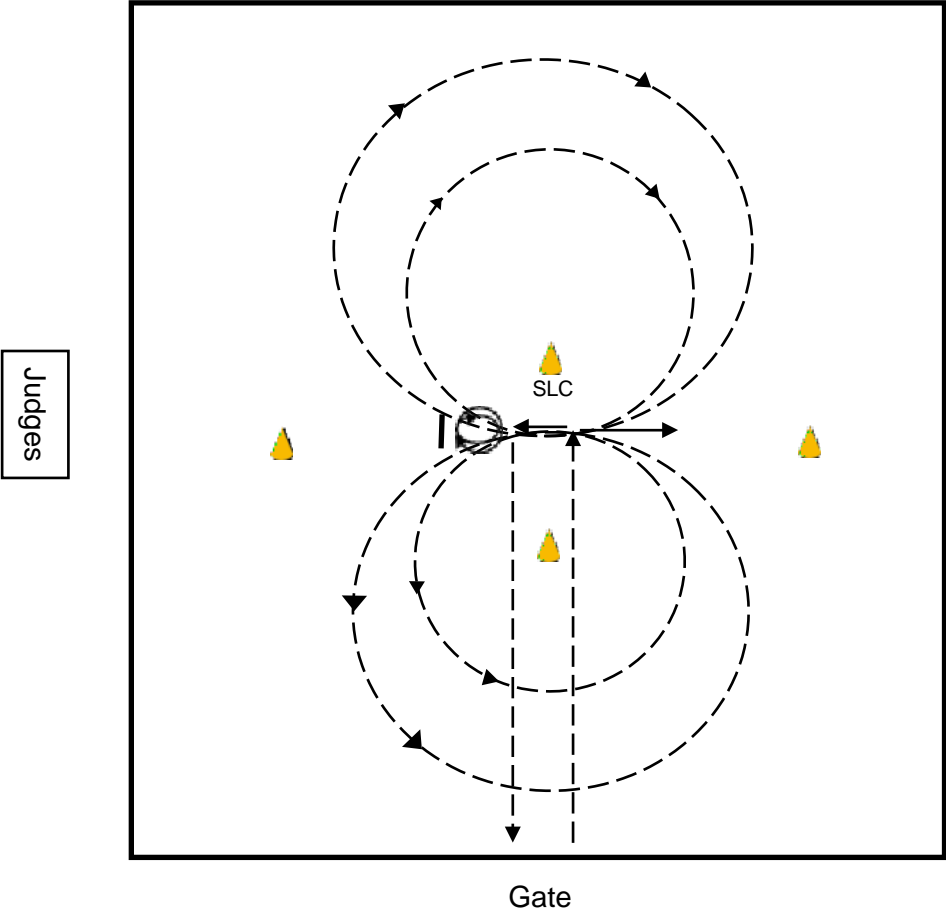
LEVEL: Intermediate

PATTERN: 2

1. Trot to center.
 2. Turn left to face judges.
 3. Continue trot through center.
 4. Trot 2 small circles to the right.
 5. Change direction at center.
 6. Trot 2 small circles to the left.
 7. Stop at center.
 8. Back 4 steps.
 9. Canter 1 large circle to the left.
 10. Simple lead change at center.
 11. Canter 1 large circle to the right.
 12. Stop at center.
 13. Complete 2 pivots to the left.
 14. Complete 2 pivots to the right.
- Exit arena.

INTERNATIONAL LIBERTY HORSE ASSOCIATION

CLASS: Bareback & Bridleless
LEVEL: Intermediate
PATTERN: 2



INTERNATIONAL LIBERTY HORSE ASSOCIATION

CLASS: Bareback & Bridleless

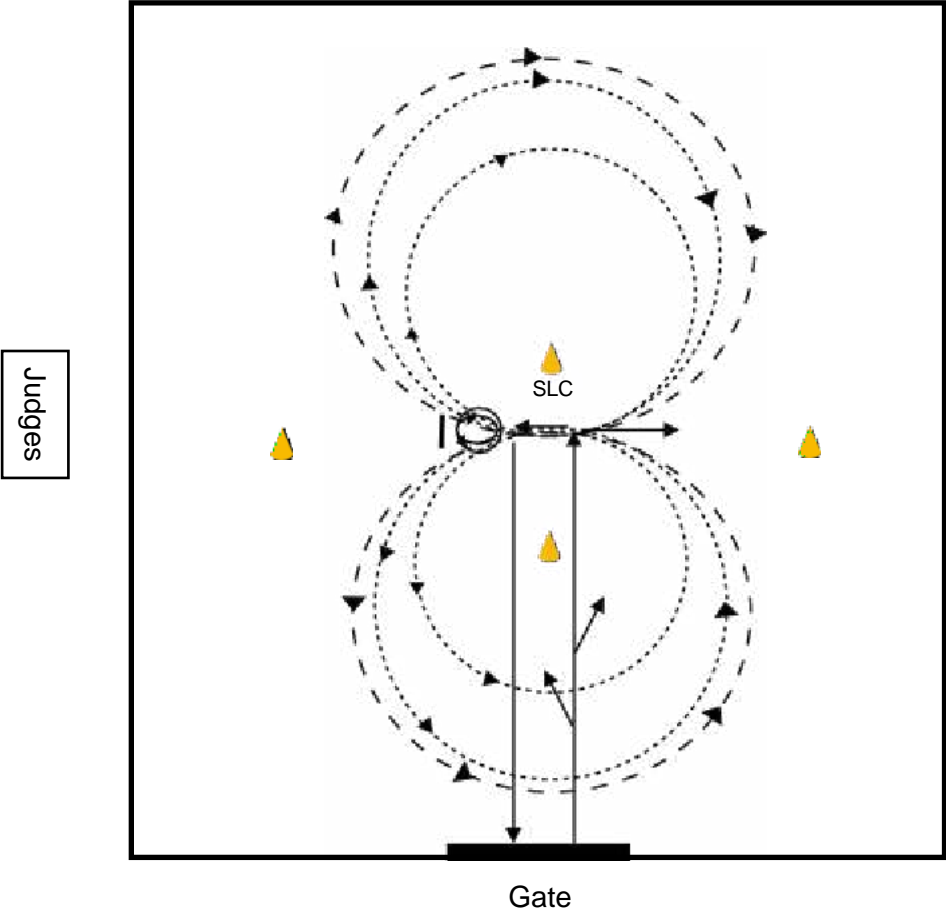
LEVEL: Intermediate

PATTERN: 3

1. Walk to center.
 2. Leg yield 4 strides to the left.
 3. Leg yield 4 strides to the right.
 4. Turn left to face judges.
 5. Stop at center.
 6. Trot 1 large circle to the right.
 7. Trot 1 small circle to the right.
 8. Canter 1 large circle to the right.
 9. Simple lead change at center.
 10. Canter 1 large circle to the left.
 11. Trot 1 small circle to the left.
 12. Trot 1 large circle to the left.
 13. Stop at center.
 14. Back 4 steps.
 15. Complete 2 pivots to the left.
 16. Complete 2 pivots to the right.
- Exit arena.






INTERNATIONAL LIBERTY HORSE ASSOCIATION

CLASS: Bareback & Bridleless
LEVEL: Intermediate
PATTERN: 3



INTERNATIONAL LIBERTY HORSE ASSOCIATION

LEGEND FOR PATTERNS

	Walk
	Trot
	Canter
SLC	Simple Lead Change
	Stop
	Direction of Movement

INTERNATIONAL LIBERTY HORSE ASSOCIATION

CLASS: Bareback & Bridleless

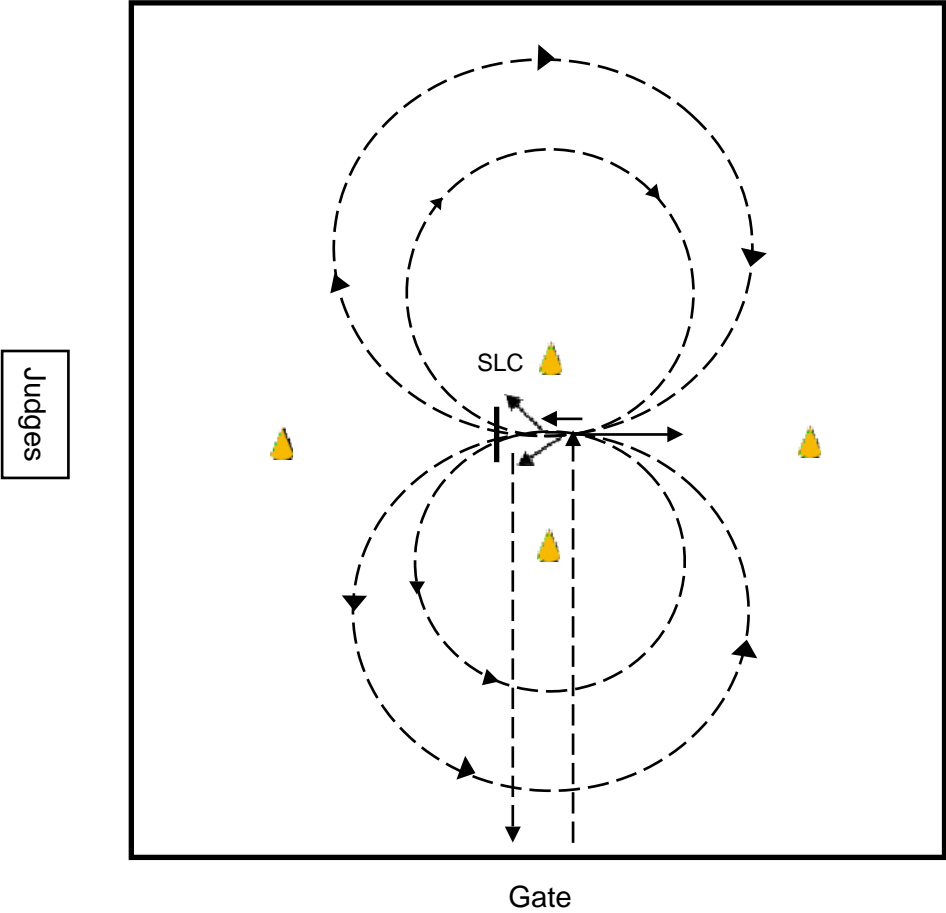
LEVEL: Distinguished

PATTERN: 1

1. Trot to center.
2. Turn left to face judges.
3. Leg yield 4 strides to the right.
4. Leg yield 4 strides to the left.
5. Stop at center.
6. Canter 1 large, fast circle to the left.
7. Canter 2 small, slow circles to the left.
8. Simple lead change at center.
9. Canter 1 large, fast circle to the right.
10. Canter 2 small, slow circles to the right.
11. Stop at center.
12. Back 6 steps.
Exit arena.

INTERNATIONAL LIBERTY HORSE ASSOCIATION

CLASS: Bareback & Bridleless
LEVEL: Distinguished
PATTERN: 1



INTERNATIONAL LIBERTY HORSE ASSOCIATION

CLASS: Bareback & Bridleless

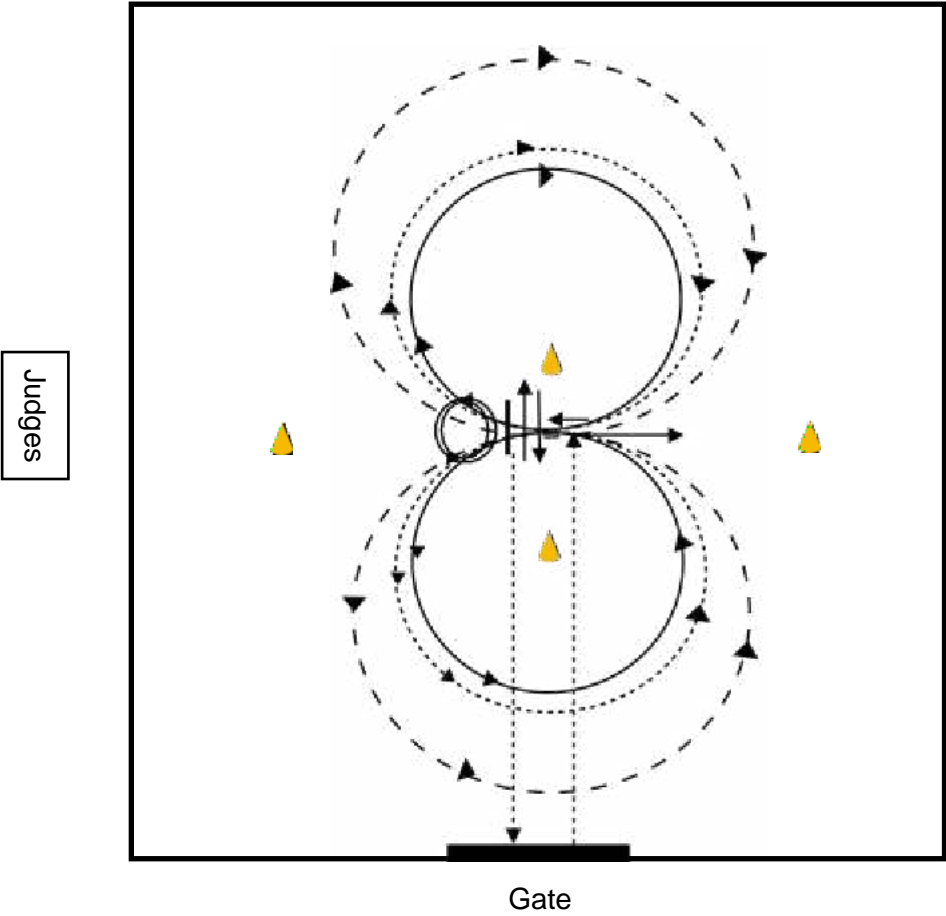
LEVEL: Distinguished

PATTERN: 2

1. Trot to center.
 2. Turn left to face judges.
 3. Continue at the walk.
 4. Stop at center.
 5. Canter 1 large, fast circle to the left.
 6. Trot 1 small circle to the left.
 7. Walk 1 small circle to the left.
 8. Stop at center.
 9. Side pass 6 steps to the right.
 10. Side pass 6 steps to the left.
 11. Canter 1 large, fast circle to the right.
 12. Trot 1 small circle to the right.
 13. Walk 1 small circle to the right.
 14. Stop at center.
 15. Complete 2 pivots to the left.
 16. Complete 2 pivots to the right.
 17. Back 6 steps.
- Exit arena.

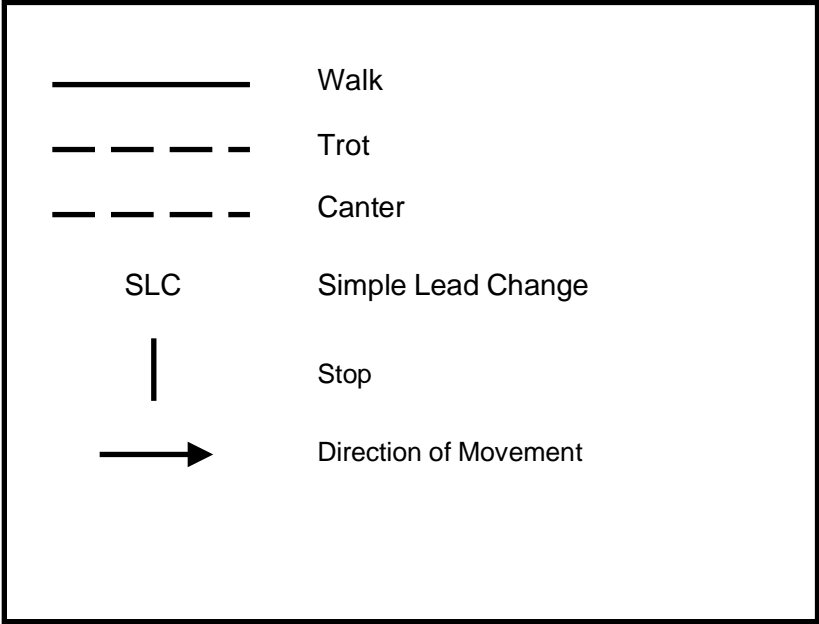
INTERNATIONAL LIBERTY HORSE ASSOCIATION

CLASS: Bareback & Bridleless
LEVEL: Distinguished
PATTERN: 2



INTERNATIONAL LIBERTY HORSE ASSOCIATION

LEGEND FOR PATTERNS



INTERNATIONAL LIBERTY HORSE ASSOCIATION

CLASS: Bareback & Bridleless

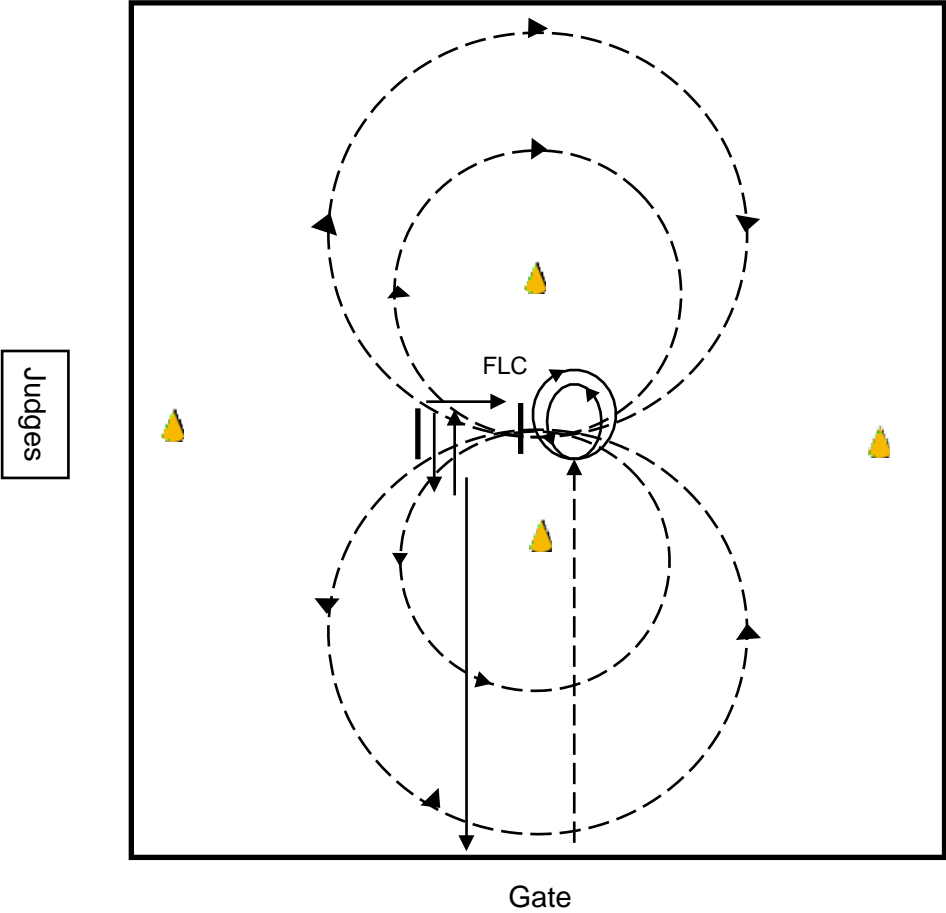
LEVEL: Advanced

PATTERN: 1

1. Canter to center.
 2. Stop.
 3. Complete 2 pivots to the right.
 4. Complete 2 ¼ pivots to the left, to face judges.
 5. Walk towards judges.
 6. Stop at center.
 7. Canter 1 large, fast circle to the left.
 8. Canter 2 small, slow circles to the left.
 9. Flying lead change at center.
 10. Canter 2 small, slow circles to the right.
 11. Canter 1 large, fast circle to the right.
 12. Flying lead change at center.
 13. Canter 1 large, fast circle to the left.
 14. Stop at center.
 15. Back 6 steps.
 16. Side pass 6 steps to the left.
 17. Side pass 6 steps to the right.
 18. Stop at center.
- Exit arena.

INTERNATIONAL LIBERTY HORSE ASSOCIATION

CLASS: Bareback & Bridleless
LEVEL: Advanced
PATTERN: 1



INTERNATIONAL LIBERTY HORSE ASSOCIATION

CLASS: Bareback & Bridleless

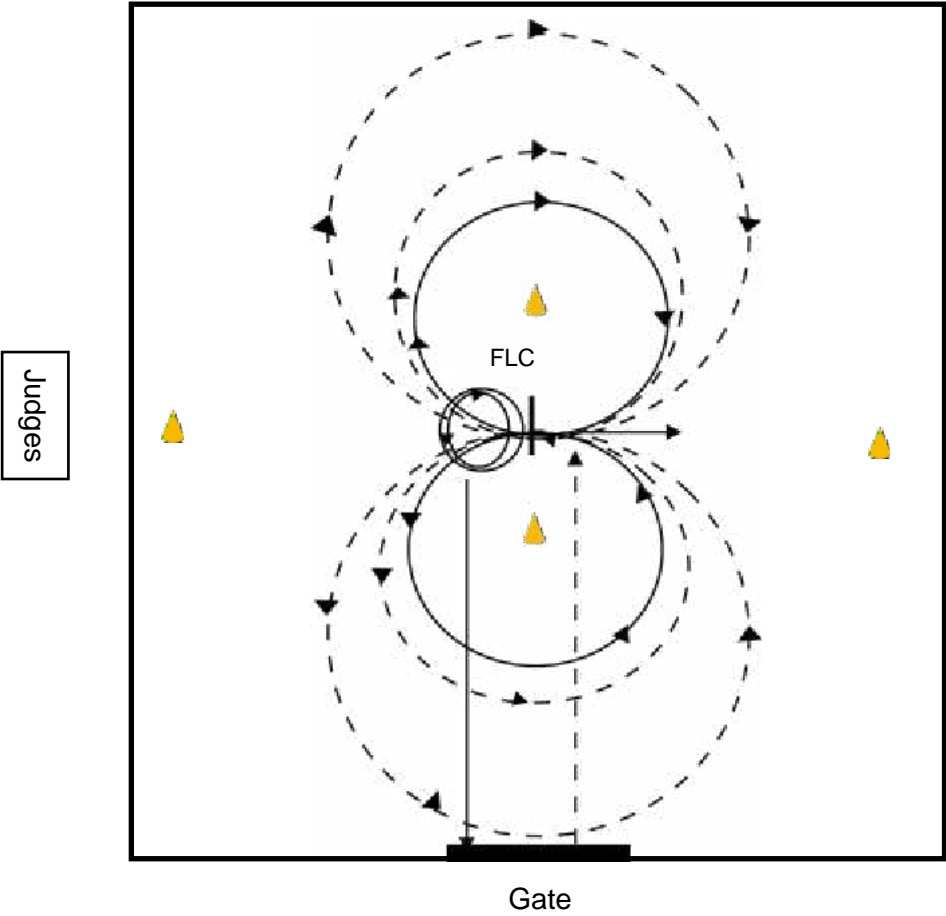
LEVEL: Advanced

PATTERN: 2

1. Canter to center.
 2. Turn left to face judges.
 3. Stop at center.
 4. Back 6 steps.
 5. Canter 1 small, slow circle to the left.
 6. Canter 1 large, fast circle to the left.
 7. Flying lead change at center.
 8. Canter 1 small, slow circle to the right.
 9. Canter 1 large, fast circle to the right.
 10. Flying lead change at center.
 11. Canter 1 small, slow circle to the left.
 12. Stop at center.
 13. Complete 2 pivots to the right.
 14. Complete 2 pivots to the left.
 15. Walk 1 small circle to the left.
 16. Change direction at center.
 17. Walk 1 small circle to the right.
 18. Stop at center.
- Exit arena.






INTERNATIONAL LIBERTY HORSE ASSOCIATION

CLASS: Bareback & Bridleless
LEVEL: Advanced
PATTERN: 2



INTERNATIONAL LIBERTY HORSE ASSOCIATION

LEGEND FOR PATTERNS

	Walk
	Trot
	Canter
FLC	Flying Lead Change
	Stop
	Direction of Movement